

1 David R. Koch (Nevada Bar No. 8830)
TURNER GREEN AFRASIABI & ARLEDGE LLP
2 701 N. Green Valley Pkwy, Suite 200
3 Henderson, NV 89074
4 Telephone: (702) 990-3155
Facsimile: (702) 990-3156

5 Bill Frizzell (Texas Bar No. 07484500)
6 Frizzell Law Firm
7 602 South Broadway
Tyler, Texas 75701
8 Tel. (903) 595-1921
9 Fax (903) 595-4383
10 Appearing Pro Hac Vice (Motion to Associate
Forthcoming)
11 Attorneys for Plaintiff

12
13 **DISTRICT COURT**
14 **CLARK COUNTY, NEVADA**

15 CMKM DIAMONDS, INC.,
16
17 Plaintiff,

18 v.

19 URBAN CASAVANT; THE UAJC 2005
20 IRREVOCABLE TRUST; MIKE
WILLIAMS; DESHAWN L. WAYNE;
21 BRIAN DVORAK; JAMES KINNEY;
22 GINGER GUTIERREZ; P.A. HOLDINGS,
INC.; BUCKO LLC; DOES 1-20; and
23 ROES 1-20,

24 Defendants.

Case No.:
Department:

**DECLARATION OF DAVID R. KOCH
IN SUPPORT OF EX PARTE
APPLICATION FOR TEMPORARY
RESTRAINING ORDER**

1 I, DAVID R. KOCH, declare and state as follows:

2 1. I am counsel of record for CMKM Diamonds, Inc. ("CMKM") in this action.
3 I am fully competent to make this declaration, and I have knowledge of the facts stated
4 herein.

5 2. Attached hereto as Exhibit A is a chart reflecting daily sales volume and price
6 of CMKM shares during January 2003 through May 2005.

7 3. Attached hereto as Exhibit B are sample press releases from Casavant and
8 CMKM announcing joint ventures and purported mining finds during the time period at
9 issue in this action.

10 4. Attached hereto as Exhibit C is a copy of a Financial Management Account
11 statement from Citigroup/Smith Barney for the account of the UAJC 2005 Irrevocable
12 Trust, with Urban Casavant as trustee.

13 5. Attached hereto as Exhibit D are documents from the Clark County Assessor
14 indicating ownership and transfer of the property located at 90 Innisbrook, Las Vegas,
15 Nevada. An ownership history of the property is attached as Exhibit E demonstrating that
16 the property has been sold and/or transferred through the UAJC 2005 Irrevocable Trust,
17 Bucko LLC, and Shawn Wayne on numerous occasions during the last three years.

18 6. Attached hereto as Exhibit F are copies of checks issued from Nevada State
19 Bank in the name of Urban Casavant ("Purchased By" line) and made out to the Venetian
20 Hotel. The quality of these copies is not good, and the originals can be produced upon
21 request.

22 7. Attached hereto as Exhibit G is a spreadsheet summary of activity in the
23 CMKM bank account with Silver State Bank during the period May through November
24 2004. The account summary lists numerous deposits of several million dollars along with
25 checks and transfers out of the account, many of which have yet to be identified.

26 8. Attached hereto as Exhibit H is a copy of a letter dated April 5, 2004, from
27 David DeSormeau to Urban Casavant.

1 9. Attached hereto as Exhibit I is a copy of a transfer order indicating payment of
2 \$371,100.86 from CMKM to Owens and Sweitzer for the apparent purchase of eight diesel
3 trucks.

4 10. Attached hereto as Exhibit K is a copy of a bank statement for P.A. Holdings,
5 Inc. indicating deposits of \$14,390,000 during the months of August through September
6 2004.

7 11. Attached hereto as Exhibit L is a copy of check #1006 from the UAJC 2005
8 Irrevocable Trust to First American Title in the amount of \$1 million with memo indicating
9 Four Vegas Properties.

10 12. Attached hereto as Exhibit M is a copy of a page from the deposition of
11 Michael Williams given in the case entitled *Philip Smith v. Keith McAllister, et al.*, Clark
12 County District Court, Case No. A510773, on July 13, 2006.

13 13. Attached hereto as Exhibit N are copies of check stubs indicating payments
14 totaling \$2,250,000 to Conversion Services.

15 14. Attached hereto as Exhibit O are copies of checks from CMKM's bank
16 account to Urban Casavant personally and other entities.

17 15. Attached hereto as Exhibit P are copies of check stubs indicating payments
18 totaling \$405,000 to Golden Arch.

19 I declare under penalty of perjury under the laws of the State of Nevada that the
20 foregoing is true to the best of my knowledge. Executed this 25th day of April, 2007.


21
22 
23 David R. Koch
24
25
26
27
28

Exhibit A

Exhibit A

Price and Volume Graph


Page no: 1

Session: US

Graph Type: Price Volume

Run Date: 05/04/2005 16:54:25
 ISSUE ID: CMKX CMKM Diamonds, Inc. Common Sto
 Market Class: OTC OTC
 Period: 01/01/2003 - 05/03/2005
 Price Type: Last Sale

Date	Price	Volume
01/02/2003	0.0120	21,425,895
01/03/2003	0.0110	23,670,184
01/06/2003	0.0075	73,181,661
01/07/2003	0.0130	79,484,863
01/08/2003	0.0135	64,316,727
01/09/2003	0.0120	22,079,041
01/10/2003	0.0112	17,107,225
01/13/2003	0.0105	16,123,242
01/14/2003	0.0120	21,439,051
01/15/2003	0.0107	25,168,768
01/16/2003	0.0087	16,989,013
01/17/2003	0.0048	31,227,370
01/21/2003	0.0090	29,120,200
01/22/2003	0.0087	13,582,032
01/23/2003	0.0088	10,394,377
01/24/2003	0.0085	32,148,652
01/27/2003	0.0073	10,497,323
01/28/2003	0.0076	15,277,800
01/29/2003	0.0081	11,695,103
01/30/2003	0.0075	27,640,485
01/31/2003	0.0078	6,322,155
02/01/2003	0.0057	28,844,635
02/04/2003	0.0040	47,764,356
02/05/2003	0.0038	19,358,562
02/06/2003	0.0026	46,518,134
02/07/2003	0.0022	84,837,068
02/10/2003	0.0024	41,185,814
02/11/2003	0.0022	57,920,573
02/12/2003	0.0033	77,552,502
02/13/2003	0.0028	48,642,406
02/14/2003	0.0031	75,955,920
02/18/2003	0.0025	42,980,582
02/19/2003	0.0028	46,125,456
02/20/2003	0.0021	35,967,708
02/21/2003	0.0022	52,427,576
02/24/2003	0.0017	70,847,766
02/25/2003	0.0017	68,513,142
02/26/2003	0.0017	72,357,162
02/27/2003	0.0017	60,564,880
02/28/2003	0.0016	75,495,720



Price and Volume Graph

Page no: 2

Run Date: 05/04/2005 16:54:25
ISSUE ID: CMKX CMKM Diamonds, Inc. Common Sto
Market Class: OTC OTC
Period: 01/01/2003 - 05/03/2005
Price Type: Last Sale

Session: US

Graph Type: Price Volume


Date	Price	Volume
03/03/2003	0.0015	80,907,183
03/04/2003	0.0016	40,836,796
03/05/2003	0.0016	83,113,967
03/06/2003	0.0016	71,986,903
03/07/2003	0.0012	88,397,129
03/10/2003	0.0010	116,868,632
03/11/2003	0.0007	164,558,992
03/12/2003	0.0007	115,998,305
03/13/2003	0.0007	82,872,071
03/14/2003	0.0010	74,501,869
03/17/2003	0.0008	52,596,866
03/18/2003	0.0007	70,366,413
03/19/2003	0.0006	99,772,366
03/20/2003	0.0006	69,068,496
03/21/2003	0.0006	64,007,569
03/24/2003	0.0006	21,467,314
03/25/2003	0.0005	110,139,382
03/26/2003	0.0005	85,503,466
03/27/2003	0.0005	89,507,080
03/28/2003	0.0004	45,939,272

Price and Volume Graph

Page no: 3

Session: US

Graph Type: Price Volume



Run Date: 05/04/2005 16:54:25
 ISSUE ID: CMKX CMKM Diamonds, Inc. Common Sto
 Market Class: OTC OTC
 Period: 01/01/2003 -- 05/03/2005
 Price Type: Last Sale

Date	Price	Volume
03/31/2003	0.0003	28,854,998
04/01/2003	0.0005	69,132,500
04/02/2003	0.0005	65,726,180
04/03/2003	0.0005	16,662,175
04/04/2003	0.0006	37,992,735
04/07/2003	0.0006	17,608,100
04/08/2003	0.0004	12,807,500
04/09/2003	0.0005	19,243,100
04/10/2003	0.0005	69,291,798
04/11/2003	0.0005	43,238,976
04/14/2003	0.0004	45,598,000
04/15/2003	0.0004	25,493,670
04/16/2003	0.0005	46,877,000
04/17/2003	0.0005	78,571,060
04/21/2003	0.0005	13,734,250
04/22/2003	0.0005	81,056,003
04/23/2003	0.0005	11,735,000
04/24/2003	0.0006	7,366,000
04/25/2003	0.0004	61,212,164
04/28/2003	0.0006	1,595,000
04/29/2003	0.0004	29,609,803
04/30/2003	0.0005	26,820,174
05/01/2003	0.0005	18,847,872
05/02/2003	0.0005	10,616,890
05/03/2003	0.0004	18,989,099
05/06/2003	0.0005	16,245,080
05/07/2003	0.0005	17,644,800
05/08/2003	0.0004	15,513,180
05/09/2003	0.0004	61,856,508
05/12/2003	0.0004	30,569,600
05/13/2003	0.0004	31,489,444
05/14/2003	0.0005	77,804,450
05/15/2003	0.0005	38,958,188
05/16/2003	0.0005	10,021,996
05/19/2003	0.0003	11,481,000
05/20/2003	0.0005	5,750,000
05/21/2003	0.0004	39,074,099
05/22/2003	0.0004	19,067,900
05/23/2003	0.0004	10,085,000
05/27/2003	0.0003	10,727,997

Page no: 4

Session: US

Graph Type: Price Volume

Price and Volume Graph

Run Date: 05/04/2005 16:54:25
 ISSUE ID: CMKX CMKM Diamonds, Inc. Common Sto
 Market Class: OTC OTC
 Period: 01/01/2003 - 05/03/2005
 Price Type: Last Sale

Date	Price	Volume
05/18/2003	0.0004	17,769,580
05/29/2003	0.0004	23,079,220
05/30/2003	0.0004	68,101,399
06/02/2003	0.0004	15,078,773
06/03/2003	0.0004	12,996,019
06/04/2003	0.0004	0
06/05/2003	0.0007	1,288,000
06/06/2003	0.0008	9,465,000
06/09/2003	0.0005	9,556,500
06/10/2003	0.0008	2,687,500
06/11/2003	0.0008	710,000
06/12/2003	0.0006	4,194,628
06/13/2003	0.0004	30,391,000
06/16/2003	0.0005	27,171,500
06/17/2003	0.0007	21,212,894
06/18/2003	0.0005	4,630,480
06/19/2003	0.0003	10,598,500
06/20/2003	0.0005	7,326,000
06/23/2003	0.0003	982,000
06/24/2003	0.0005	4,770,000


Price and Volume Graph

Page no: 5

Session: US
Graph Type: Price Volume

Run Date: 05/04/2005 16:54:25
ISSUE ID: CMKX CMKM Diamonds, Inc. Common Sto
Market Class: OTC OTC
Period: 01/01/2003 - 05/03/2005
Price Type: Last Sale

Date	Price	Volume
06/15/2003	0.0004	2,492,300
06/26/2003	0.0005	9,865,910
06/27/2003	0.0003	2,391,000
06/30/2003	0.0004	13,806,001
07/01/2003	0.0005	1,050,000
07/02/2003	0.0003	1,361,200
07/03/2003	0.0007	3,839,000
07/07/2003	0.0006	17,368,800
07/08/2003	0.0006	7,537,000
07/09/2003	0.0004	7,054,000
07/10/2003	0.0003	452,369
07/11/2003	0.0006	5,411,644
07/14/2003	0.0004	2,085,000
07/15/2003	0.0006	546,352
07/16/2003	0.0006	1,122,570
07/17/2003	0.0005	1,720,366
07/18/2003	0.0006	310,000
07/21/2003	0.0006	234,200
07/22/2003	0.0005	13,347,416
07/23/2003	0.0003	16,794,997
07/24/2003	0.0006	9,187,058
07/25/2003	0.0006	14,391,666
07/28/2003	0.0005	590,000
07/29/2003	0.0005	660,500
07/30/2003	0.0006	1,056,384
07/31/2003	0.0005	6,754,179
08/01/2003	0.0006	3,032,000
08/04/2003	0.0005	11,640,000
08/05/2003	0.0007	2,472,330
08/06/2003	0.0004	111,047,900
08/07/2003	0.0004	106,186,571
08/08/2003	0.0004	180,646,346
08/11/2003	0.0004	68,111,999
08/12/2003	0.0002	105,978,093
08/13/2003	0.0003	2,895,100
08/14/2003	0.0003	31,220,303
08/15/2003	0.0003	27,241,000
08/18/2003	0.0004	19,375,497
08/19/2003	0.0004	180,916,760
08/20/2003	0.0003	139,714,600



Price and Volume Graph

Page no: 6

Run Date: 05/04/2005 16:54:25
 ISSUE ID: CMKX CMKM Diamonds, Inc. Common Sto
 Market Class: OTC OTC
 Period: 01/01/2003 -- 05/03/2005
 Price Type: Last Sale

Session: US

Graph Type: Price Volume

Date	Price	Volume
08/21/2003	0.0004	127,768,120
08/22/2003	0.0004	172,576,950
08/25/2003	0.0003	208,175,534
08/26/2003	0.0003	229,468,185
08/27/2003	0.0003	619,567,110
08/28/2003	0.0003	402,268,792
08/29/2003	0.0003	238,090,580
09/02/2003	0.0003	132,535,478
09/03/2003	0.0003	273,342,413
09/04/2003	0.0002	847,519,904
09/05/2003	0.0001	738,570,186
09/08/2003	0.0003	746,609,495
09/09/2003	0.0002	361,202,146
09/10/2003	0.0002	645,143,331
09/11/2003	0.0003	127,873,696
09/12/2003	0.0003	819,075,488
09/15/2003	0.0003	183,631,791
09/16/2003	0.0003	716,223,897
09/17/2003	0.0002	369,809,584
09/18/2003	0.0002	1,036,334,214

Price and Volume Graph


Page no: 7

Session: US

Graph Type: Price Volume

Run Date: 05/04/2005 16:54:25
 ISSUE ID: CMKX CMKM Diamonds, Inc. Common Sto
 Market Class: OTC OTC
 Period: 01/01/2003 - 05/03/2005
 Price Type: Last Sale

Date	Price	Volume
09/19/2003	0.0003	1,015,739,233
09/22/2003	0.0002	698,472,649
09/23/2003	0.0002	346,846,981
09/24/2003	0.0002	188,216,996
09/25/2003	0.0002	316,918,142
09/26/2003	0.0002	329,094,340
09/29/2003	0.0001	214,090,498
09/30/2003	0.0001	3,370,212,722
10/01/2003	0.0001	1,013,777,075
10/02/2003	0.0001	417,702,281
10/03/2003	0.0002	83,742,200
10/06/2003	0.0002	178,619,982
10/07/2003	0.0002	128,453,393
10/08/2003	0.0002	233,661,273
10/09/2003	0.0002	177,718,305
10/10/2003	0.0002	212,135,962
10/13/2003	0.0002	1,936,486,524
10/14/2003	0.0002	182,045,943
10/15/2003	0.0002	1,216,998,485
10/16/2003	0.0001	347,375,304
10/17/2003	0.0002	311,638,938
10/20/2003	0.0002	-757,404,158
10/21/2003	0.0001	697,490,478
10/22/2003	0.0001	822,120,886
10/23/2003	0.0001	1,809,396,538
10/24/2003	0.0001	1,850,009,979
10/27/2003	0.0001	-1,847,033,546
10/28/2003	0.0001	587,576,388
10/29/2003	0.0001	1,169,335,695
10/30/2003	0.0001	381,692,889
10/31/2003	0.0001	268,172,391
11/03/2003	0.0001	270,437,995
11/04/2003	0.0001	268,269,996
11/05/2003	0.0001	127,741,999
11/06/2003	0.0001	195,388,156
11/07/2003	0.0001	998,502,416
11/10/2003	0.0001	1,290,751,129
11/11/2003	0.0001	545,929,382
11/12/2003	0.0001	348,082,004
11/13/2003	0.0001	1,177,239,025



Price and Volume Graph

Page no: 8

Session: US

Graph Type: Price Volume

RUR Date: 05/04/2005 16:54:25
 ISSUE ID: CMKX CMKM Diamonds, Inc. Common Sto
 Market Class: OTC OTC
 Period: 01/01/2003 - 05/03/2005
 Price Type: Last Sale

Date	Price	Volume
11/14/2003	0.0001	189,646,492
11/17/2003	0.0001	486,989,992
11/18/2003	0.0001	951,127,963
11/19/2003	0.0001	535,087,514
11/20/2003	0.0001	-2,063,852,303
11/21/2003	0.0001	425,927,226
11/24/2003	0.0001	1,002,051,496
11/25/2003	0.0001	196,092,065
11/26/2003	0.0001	211,887,096
11/28/2003	0.0001	111,309,995
12/01/2003	0.0001	406,893,890
12/02/2003	0.0001	945,426,411
12/03/2003	0.0001	1,077,514,945
12/04/2003	0.0002	D
12/05/2003	0.0002	1,950,789,022
12/08/2003	0.0001	-196,855,181
12/09/2003	0.0001	867,418,783
12/10/2003	0.0001	1,008,965,475
12/11/2003	0.0001	1,175,928,194
12/12/2003	0.0002	320,044,046

Price and Volume Graph


Page no: 9

Session: US

Graph Type: Price Volume

Run Date: 05/04/2005 16:54:25
 ISSUE ID: CMKX CMKM Diamonds, Inc. Common Sto
 Market Class: OTC OTC
 Period: 01/01/2003 - 05/03/2005
 Price Type: Last Sale

Date	Price	Volume
12/15/2003	0.0002	2,063,965,389
12/16/2003	0.0001	467,807,414
12/17/2003	0.0001	1,425,209,853
12/18/2003	0.0001	2,030,270,386
12/19/2003	0.0001	748,879,990
12/22/2003	0.0001	237,096,399
12/23/2003	0.0001	338,567,398
12/24/2003	0.0001	158,047,500
12/26/2003	0.0001	81,151,890
12/29/2003	0.0001	422,727,230
12/30/2003	0.0001	606,824,869
12/31/2003	0.0001	576,165,030
01/02/2004	0.0001	499,104,949
01/05/2004	0.0001	1,563,408,923
01/06/2004	0.0001	1,224,076,092
01/07/2004	0.0001	794,937,341
01/08/2004	0.0001	483,465,776
01/09/2004	0.0001	1,343,100,715
01/12/2004	0.0001	1,898,309,888
01/13/2004	0.0001	550,357,068
01/14/2004	0.0001	762,855,840
01/15/2004	0.0001	498,130,285
01/16/2004	0.0001	293,628,691
01/20/2004	0.0001	718,547,104
01/21/2004	0.0001	901,700,619
01/22/2004	0.0001	1,014,192,988
01/23/2004	0.0001	567,804,579
01/26/2004	0.0001	665,479,178
01/27/2004	0.0001	1,530,910,755
01/28/2004	0.0001	1,051,357,370
01/30/2004	0.0001	1,012,625,992
02/02/2004	0.0001	566,563,595
02/03/2004	0.0001	751,624,994
02/04/2004	0.0001	1,187,513,247
02/05/2004	0.0001	184,340,418
02/06/2004	0.0001	1,809,464,207
02/09/2004	0.0001	-69,053,673
02/10/2004	0.0001	1,869,871,912
02/16/2004	0.0001	-602,427,832
02/17/2004	0.0001	1,307,012,312



Price and Volume Graph

Page no: 10

Session: US

Graph Type: Price Volume

Run Date: 05/04/2005 16:54:25
 ISSUE ID: CMKX CMKM Diamonds, Inc. Common Sto
 Market Class: OTC OTC
 Period: 01/01/2003 - 05/03/2005
 Price Type: Last Sale

Date	Price	Volume
02/12/2004	0.0002	1,115,798,998
02/13/2004	0.0002	-1,900,489,965
02/17/2004	0.0002	-178,854,414
02/18/2004	0.0002	0
02/19/2004	0.0002	-2,103,985,368
02/20/2004	0.0002	-2,876,634,615
02/23/2004	0.0001	0
02/24/2004	0.0002	-1,163,224,320
02/25/2004	0.0002	-1,987,160,570
02/26/2004	0.0001	1,639,850,431
02/27/2004	0.0001	1,862,323,229
03/01/2004	0.0002	-1,840,388,845
03/02/2004	0.0002	0
03/03/2004	0.0002	-1,805,687,391
03/04/2004	0.0002	1,637,766,909
03/05/2004	0.0001	-975,310,212
03/08/2004	0.0001	0
03/09/2004	0.0001	0
03/10/2004	0.0001	335,283,955
03/11/2004	0.0001	-1,791,589,239

Price and Volume Graph


Page no: 11

Session: US

Graph Type: Price Volume

Run Date: 05/04/2005 16:54:25
 ISSUE ID: CMXX CMKM Diamonds, Inc. Common Sto
 Market Class: OTC OTC
 Period: 01/01/2003 - 05/03/2005
 Price Type: Last Sale

Date	Price	Volume
03/12/2004	0.0001	361,836,197
03/15/2004	0.0001	1,595,319,224
03/16/2004	0.0001	-1,333,702,963
03/17/2004	0.0001	-1,549,814,460
03/18/2004	0.0001	-1,557,681,353
03/19/2004	0	0
03/22/2004	0.0001	-1,120,669,668
03/23/2004	0.0001	1,340,882,941
03/24/2004	0.0001	1,376,767,377
03/25/2004	0.0001	-2,137,680,463
03/26/2004	0.0001	-1,590,921,346
03/29/2004	0.0002	-1,518,563,716
03/30/2004	0.0001	-1,811,112,861
03/31/2004	0.0002	0
04/01/2004	0.0002	119,286,442
04/02/2004	0.0001	1,078,066,899
04/05/2004	0.0001	1,428,443,706
04/06/2004	0.0001	77,710,091
04/07/2004	0.0001	-1,829,913,270
04/08/2004	0.0001	-1,719,746,238
04/13/2004	0.0001	217,671,590
04/14/2004	0.0001	-790,111,516
04/15/2004	0.0001	9,705,819
04/16/2004	0.0001	1,995,276,781
04/17/2004	0.0001	1,265,443,149
04/18/2004	0.0001	535,430,299
04/19/2004	0.0001	-771,775,136
04/20/2004	0.0001	0
04/21/2004	0.0001	-1,398,924,874
04/22/2004	0.0001	-1,768,207,447
04/23/2004	0.0001	-1,934,666,734
04/26/2004	0.0001	-1,972,703,978
04/27/2004	0.0001	-1,238,206,571
04/28/2004	0.0001	701,003,692
04/29/2004	0.0001	-444,183,704
04/30/2004	0.0001	-341,257,721
05/03/2004	0.0001	-2,043,955,681
05/04/2004	0.0001	-1,330,405,301
05/05/2004	0.0002	0
05/06/2004	0.0002	748,693,141
05/07/2004	0.0002	-649,654,107



Page no: 12

Price and Volume Graph

Run Date: 05/04/2005 16:54:25
 ISSUE ID: CMKX CMKM Diamonds, Inc. Common Sto
 Market Class: OTC OTC
 Period: 01/01/2003 - 05/03/2005
 Price Type: Last Sale

Session: US

Graph Type: Price Volume

Date	Price	Volume
05/10/2004	0.0001	-26,729,392
05/11/2004	0.0002	1,094,242,826
05/12/2004	0.0002	1,112,481,019
05/13/2004	0.0001	-1,060,764,738
05/14/2004	0.0002	-798,791,493
05/17/2004	0.0001	-639,661,894
05/18/2004	0.0002	0
05/19/2004	0.0001	-1,226,833,044
05/20/2004	0.0001	-1,832,578,579
05/21/2004	0.0001	2,111,284,055
05/24/2004	0.0002	-1,404,319,518
05/25/2004	0.0002	-911,184,138
05/26/2004	0.0002	2,010,221,935
05/27/2004	0.0002	2,010,134,425
05/28/2004	0.0003	454,018,109
06/01/2004	0.0002	14,416,775,533
06/02/2004	0.0003	1,341,696,341
06/03/2004	0.0003	7,458,114,424
06/04/2004	0.0004	14,895,034,391
06/07/2004	0.0008	18,412,005,810

Price and Volume Graph

Page no: 13

Session: US

Graph Type: Price Volume

Run Date: 05/04/2005 16:54:25
 ISSUE ID: CMKX CMKM Diamonds, Inc. Common Sto
 Market Class: OTC OTC
 Period: 01/01/2003 - 05/03/2005
 Price Type: Last Sale

Date	Price	Volume
06/08/2004	0.0008	11,719,002,763
06/09/2004	0.0007	10,210,723,177
06/10/2004	0.0006	2,041,339,446
06/14/2004	0.0010	17,476,917,280
06/15/2004	0.0003	21,609,834,823
06/16/2004	0.0006	11,157,215,162
06/17/2004	0.0007	4,609,816,848
06/18/2004	0.0006	4,621,672,381
06/21/2004	0.0006	5,101,641,307
06/22/2004	0.0003	3,491,453,932
06/23/2004	0.0003	6,587,223,793
06/24/2004	0.0003	2,953,711,364
06/25/2004	0.0003	7,262,626,402
06/28/2004	0.0003	4,851,558,266
06/29/2004	0.0004	2,690,068,750
06/30/2004	0.0003	5,841,233,114
07/01/2004	0.0003	3,372,293,945
07/02/2004	0.0003	2,271,973,875
07/06/2004	0.0004	4,005,633,461
07/07/2004	0.0003	7,904,846,628
07/08/2004	0.0003	9,706,639,019
07/09/2004	0.0003	6,234,714,671
07/12/2004	0.0003	7,392,942,048
07/13/2004	0.0003	4,673,444,077
07/14/2004	0.0003	6,845,969,056
07/15/2004	0.0003	7,676,844,072
07/16/2004	0.0004	6,744,975,817
07/19/2004	0.0004	10,281,563,334
07/20/2004	0.0003	6,356,104,290
07/21/2004	0.0003	6,464,149,391
07/22/2004	0.0003	5,534,675,473
07/23/2004	0.0004	5,935,683,967
07/26/2004	0.0004	3,888,103,605
07/27/2004	0.0003	4,364,093,619
07/28/2004	0.0003	6,147,243,170
07/29/2004	0.0003	5,134,460,873
07/30/2004	0.0003	6,562,639,670
08/03/2004	0.0004	4,108,477,782
08/05/2004	0.0004	3,879,699,931
08/11/2004	0.0003	3,701,933,978



Price and Volume Graph

Page no: 14

Session: US

Graph Type: Price Volume

Run Date: 05/04/2005 16:54:25
 ISSUE ID: CMKX CMKM Diamonds, Inc. Common Sto
 Market Class: OTC OTC
 Period: 01/01/2003 - 05/03/2005
 Price Type: Last Sale

Date	Price	Volume
08/03/2004	0.0004	3,604,625,038
08/06/2004	0.0004	3,944,816,175
08/09/2004	0.0004	5,986,314,462
08/10/2004	0.0004	4,745,499,623
08/11/2004	0.0004	4,245,362,838
08/12/2004	0.0004	2,449,816,896
08/13/2004	0.0004	4,511,504,136
08/16/2004	0.0004	6,488,784,362
08/17/2004	0.0004	4,930,522,292
08/18/2004	0.0004	2,455,235,516
08/19/2004	0.0004	2,963,914,462
08/20/2004	0.0003	4,254,391,606
08/23/2004	0.0004	7,097,667,686
08/24/2004	0.0003	4,733,698,987
08/25/2004	0.0003	4,633,109,932
08/26/2004	0.0003	3,312,103,607
08/27/2004	0.0003	2,948,262,366
08/30/2004	0.0003	3,195,531,168
08/31/2004	0.0003	3,809,818,865
09/01/2004	0.0003	1,548,699,938


Price and Volume Graph

Run Date: 05/04/2005 16:54:25
 ISSUE ID: CMKX CMKM Diamonds, Inc. Common Sto
 Market Class: OTC OTC
 Period: 01/01/2003 -- 05/03/2005
 Price Type: Last Sale

Session: US

Graph Type: Price Volume

Date	Price	Volume
09/02/2004	0.0004	5,150,992,517
09/03/2004	0.0004	3,068,054,348
09/07/2004	0.0004	3,817,581,046
09/08/2004	0.0004	2,236,966,541
09/09/2004	0.0004	1,674,213,387
09/10/2004	0.0004	3,362,359,906
09/13/2004	0.0004	5,080,161,136
09/14/2004	0.0003	3,812,402,351
09/15/2004	0.0004	2,586,449,712
09/16/2004	0.0003	3,155,597,280
09/17/2004	0.0003	2,193,221,435
09/20/2004	0.0003	3,118,467,175
09/21/2004	0.0003	2,209,822,237
09/22/2004	0.0003	2,283,949,737
09/23/2004	0.0003	2,688,340,657
09/24/2004	0.0003	1,562,160,125
09/27/2004	0.0003	3,380,743,310
09/28/2004	0.0003	5,234,812,945
09/29/2004	0.0003	2,483,794,510
09/30/2004	0.0003	4,174,256,806
10/01/2004	0.0003	5,786,900,735
10/04/2004	0.0003	4,394,951,411
10/05/2004	0.0002	17,355,495,899
10/06/2004	0.0002	20,654,360,685
10/07/2004	0.0003	1,531,320,586
10/08/2004	0.0002	16,200,862,573
10/11/2004	0.0002	11,168,916,555
10/12/2004	0.0002	15,897,269,067
10/13/2004	0.0002	19,586,511,569
10/14/2004	0.0002	15,302,715,567
10/15/2004	0.0002	17,103,359,028
10/18/2004	0.0002	13,885,921,260
10/19/2004	0.0002	12,826,609,389
10/20/2004	0.0002	6,725,949,861
10/21/2004	0.0002	6,240,297,415
10/22/2004	0.0002	7,932,256,428
10/25/2004	0.0002	8,348,651,668
10/26/2004	0.0002	7,553,418,543
10/27/2004	0.0002	9,348,836,400
10/28/2004	0.0002	7,057,329,931



Price and Volume Graph

Run Date: 05/04/2005 16:54:25
ISSUE ID: CMKX CMKM Diamonds, Inc. Common Sto
Market Class: OTC OTC
Period: 01/01/2003 - 05/03/2005
Price Type: Last Sale

Session: US

Graph Type: Price Volume

Date	Price	Volume
10/29/2004	0.0002	6,762,485,020
11/01/2004	0.0002	5,275,126,198
11/02/2004	0.0002	4,276,045,651
11/03/2004	0.0002	2,859,580,622
11/04/2004	0.0002	1,818,026,793
11/05/2004	0.0002	3,652,248,439
11/08/2004	0.0002	2,220,630,548
11/09/2004	0.0002	2,285,211,963
11/10/2004	0.0002	1,855,074,828
11/11/2004	0.0001	1,321,112,947
11/12/2004	0.0002	1,026,985,556
11/15/2004	0.0002	2,182,621,101
11/16/2004	0.0002	1,320,643,640
11/17/2004	0.0002	1,744,942,249
11/18/2004	0.0002	2,253,250,037
11/19/2004	0.0001	1,511,609,359
11/22/2004	0.0002	2,067,888,292
11/23/2004	0.0001	1,240,879,533
11/24/2004	0.0002	1,188,389,231
11/26/2004	0.0002	1,316,764,048

Price and Volume Graph


Page no: 17

Session: US

Graph Type: Price Volume

Run Date: 05/04/2005 16:54:25
 ISSUE ID: CMKX CMKM Diamonds, Inc. Common Sto
 Market Class: OTC OTC
 Period: 01/01/2003 - 05/03/2005
 Price Type: Last Sale

Date	Price	Volume
11/29/2004	0.0002	1,652,186,998
11/30/2004	0.0002	1,743,463,464
12/01/2004	0.0002	1,699,619,157
12/02/2004	0.0002	1,413,130,666
12/03/2004	0.0002	1,471,165,710
12/06/2004	0.0002	1,610,529,919
12/07/2004	0.0002	2,159,179,408
12/08/2004	0.0002	1,147,615,978
12/09/2004	0.0001	44,437,521,354
12/10/2004	0.0002	14,931,539,639
12/13/2004	0.0001	1,121,172,636
12/14/2004	0.0002	1,069,824,347
12/15/2004	0.0001	6,835,852,735
12/16/2004	0.0002	9,004,127,668
12/17/2004	0.0002	1,131,156,102
12/20/2004	0.0001	4,193,005,851
12/21/2004	0.0002	5,938,880,654
12/22/2004	0.0002	4,925,359,245
12/23/2004	0.0001	3,601,012,853
12/27/2004	0.0002	2,097,463,808
12/28/2004	0.0002	984,522,727
12/29/2004	0.0002	1,729,874,955
12/30/2004	0.0001	14,364,960,941
12/31/2004	0.0002	12,170,869,836
01/03/2005	0.0002	18,079,065,189
01/04/2005	0.0002	9,654,257,909
01/05/2005	0.0001	641,176,537
01/06/2005	0.0002	993,056,957
01/07/2005	0.0002	799,189,972
01/10/2005	0.0002	1,950,543,974
01/11/2005	0.0002	1,639,928,595
01/12/2005	0.0002	3,508,728,389
01/13/2005	0.0002	749,084,762
01/14/2005	0.0002	2,270,099,621
01/18/2005	0.0002	2,744,538,243
01/19/2005	0.0002	6,512,333,568
01/20/2005	0.0001	13,331,722,757
01/21/2005	0.0002	2,946,378,428
01/24/2005	0.0002	1,942,582,983
01/25/2005	0.0002	1,216,418,799



Price and Volume Graph

Run Date: 05/04/2005 16:54:25
ISSUE ID: CMKX CMKM Diamonds, Inc. Common Sto
Market Class: OTC OTC
Period: 01/01/2003 - 05/03/2005
Price Type: Last Sale

Session: US

Graph Type: Price Volume

Date	Price	Volume
01/26/2005	0.0002	1,232,162,132
01/27/2005	0.0002	1,730,018,240
01/28/2005	0.0001	2,433,223,104
01/31/2005	0.0002	6,438,042,349
02/01/2005	0.0002	5,331,240,358
02/02/2005	0.0002	8,059,939,356
02/03/2005	0.0002	3,087,656,652
02/04/2005	0.0002	6,870,108,628
02/07/2005	0.0002	1,748,310,726
02/08/2005	0.0002	1,510,171,899
02/09/2005	0.0002	1,526,051,590
02/10/2005	0.0002	1,343,191,271
02/11/2005	0.0002	2,056,130,737
02/14/2005	0.0001	3,489,115,270
02/15/2005	0.0002	1,817,109,701
02/16/2005	0.0002	2,032,987,847
02/17/2005	0.0001	1,564,240,310
02/18/2005	0.0002	3,645,094,127
02/22/2005	0.0001	2,545,317,026
02/23/2005	0.0002	1,271,823,422

Run Date: 05/04/2005 16:54:25
 ISSUE ID: CMKX CMKM Diamonds, Inc. Common Sto
 Market Class: OTC OTC
 Period: 01/01/2003 - 05/03/2005
 Price Type: Last Sale


Price and Volume Graph

Page no: 19

Session: US

Graph Type: Price Volume

Date	Price	Volume
02/24/2005	0.0001	1,865,086,063
02/25/2005	0.0001	3,239,747,548
02/28/2005	0.0002	6,120,557,461
03/01/2005	0.0002	4,490,471,684
03/02/2005	0.0002	3,454,296,110
03/03/2005	0.0002	0
03/04/2005	0.0002	0
03/07/2005	0.0002	0
03/08/2005	0.0002	0
03/09/2005	0.0002	0
03/10/2005	0.0002	0
03/11/2005	0.0002	0
03/14/2005	0.0002	0
03/15/2005	0.0002	0
03/16/2005	0.0002	0
03/17/2005	0.0001	8,373,928,699
03/18/2005	0.0002	7,805,390,454
03/21/2005	0.0002	10,752,374,945
03/22/2005	0.0001	16,062,561,550
03/23/2005	0.0001	6,133,041,571
03/24/2005	0.0001	3,123,517,972
03/28/2005	0.0001	6,647,750,826
03/29/2005	0.0001	1,997,703,452
03/30/2005	0.0001	3,835,122,306
03/31/2005	0.0001	3,034,511,468
04/01/2005	0.0001	2,165,010,676
04/04/2005	0.0001	2,190,128,467
04/05/2005	0.0001	1,239,459,441
04/06/2005	0.0001	774,414,048
04/07/2005	0.0001	2,275,979,281
04/08/2005	0.0001	1,290,074,749
04/11/2005	0.0001	2,665,478,664
04/12/2005	0.0001	942,830,622
04/13/2005	0.0001	3,296,223,669
04/14/2005	0.0001	835,225,947
04/15/2005	0.0001	1,011,543,722
04/18/2005	0.0001	1,102,309,282
04/19/2005	0.0001	2,334,700,456
04/20/2005	0.0001	1,902,975,987
04/21/2005	0.0001	5,050,942,898



Price and Volume Graph

Page no: 20

Session: US

Graph Type: Price Volume

Run Date: 05/04/2005 16:54:25
 ISSUE ID: CMKX CMKM Diamonds, Inc. Common Sto
 Market Class: OTC OTC
 Period: 01/01/2003 - 05/03/2005
 Price Type: Last Sale

Date	Price	Volume
04/22/2005	0.0001	3,937,978,616
04/25/2005	0.0001	5,882,059,062
04/26/2005	0.0001	4,709,056,297
04/27/2005	0.0001	3,888,033,352
04/28/2005	0.0001	1,541,164,296
04/29/2005	0.0001	2,082,123,215
05/02/2005	0.0001	2,963,645,170
05/03/2005	0.0001	

Exhibit B

Exhibit B

CMKM Diamonds, Inc. Announces the Success of Its Integrated Business Plan Goes Into Effect in Ecuador
10/19/2004 9:30:00 AM

PORTOVELO, Ecuador, Oct 19, 2004 (BUSINESS WIRE) -- CMKM Diamonds, Inc. (Pink Sheets:CMKX) headed by its CEO Urban Casavant and his advisory team accompanied by the company's SEC attorney Roger Glen successfully concluded the major ownership acquisition of the established American Mine here in Portovelo today. CMKM Diamonds and its operating partner Minera Nevada SA a subsidiary of Nevada Minerals, Inc. of Las Vegas, Nevada will manage a major corridor of gold production inside this region. The current yield coming through the American Mine is 40 tons of gold ore on a daily average. Alejandro Diaz, president of Minera Nevada SA exclaims, "Within the next 6 working weeks the production will raise to a steady 80 tons of gold ore per work day as we start our second shift of underground mining team." Diaz continues, "All will be done to ramp the mining production to complete our obligations to Yellow river and US Canadian Minerals, Inc. for their addition of two additional mills to Yellow River and the new production facility of the Buza coming on line over the next 90 days to build up to 300 tons of gold ore processing per day to satisfy the volume increase of the American Mine build up of production."

The advisory team had members from legal, accounting, operations and feasibility to assess all probabilities on expansion and further development of other opportunities from CMKX, UCAD, and Nevada Minerals. The team was introduced to the on ground executive team that will lead the way through the start up phase one process. US Canadian Minerals CEO Rendal Williams explains, "UCAD has considerable time and dollars invested here in South America, especially Ecuador. We believe there is a major shift of technologies that this region has been starving for and we as UCAD plan to lead the way and share this knowledge with those who wish to expand their current ore production."

The American Mine sits inside the Zaruma-Portovelo Mining District. This district has a recorded historic production of more than 4.5 million ounces of gold and 19 million ounces of silver, as well as significant tonnages of copper, zinc and lead concentrates.

The American Mine located in Portovelo, Ecuador consists of a 100 ton hoist system that will from up to the depth of one of its 13 levels, deliver gold ore to the surface to a 35 ton drop shoot that will be supported by a jaw crusher and a cone crusher to minimize processing time for expedited production flow at the Yellow River Processing Plant. Urban Casavant CEO of CMKX said, "Through the combined efforts of all the parties in this venture we have gathered a new frontier for the well being of our shareholders and company alike. The company will be moving rapidly into a revenue model here in the fourth quarter."

There is no guarantee that further exploration or drilling will produce any economic benefit to the company or the shareholders of the company.

This press release contains "forward-looking" statements as that term is defined by Section 27A of the Securities Act of 1933 (the "Securities Act"), as amended, and Section 21E of the Securities Exchange Act of 1934 (the "Exchange Act"), as amended. All statements that are included in this press release other than statements of historical fact are "forward-looking" statements. Although management believes that the expectations reflecting in these forward-looking statements are reasonable, it can give no assurance that such expectations will prove to have been correct. Important factors could cause actual results to differ materially from the expectations as disclosed herein, including without limitation, in conjunction with these forward-looking statements contained in this press release.

SOURCE: CMKM Diamonds, Inc.

CMKM Diamonds Inc. Announces 'Carolyn Pipe' Lab Results Confirm Diamondiferous Kimberlite
- BusinessWire

LAS VEGAS, Jun 10, 2004 (BUSINESS WIRE) -- CMKM Diamonds Inc. (Pink Sheets: CMKX) is very excited to announce that the "Carolyn Pipe" is confirmed to be diamondiferous.

Saskatchewan Research Council (SRC), an independent lab located in Saskatoon, Saskatchewan reported to the company today that the core samples from the "Carolyn Pipe" has come back positive for diamond content. The "Carolyn Pipe" is located on the jointly owned Smeaton property in Saskatchewan, Canada held by CMKM Diamonds Inc., being the primary operator of the claims, United Carina Resources Corp. , Consolidated Pine Channel Gold Corp. and U.S. Canadian Minerals Inc. .

www.casavantmining.com

There is no guarantee that further exploration or drilling will produce any economic benefit to the company or the shareholders of the company.

This press release contains "forward-looking" statements as that term is defined by Section 27A of the Securities Act of 1933, as amended, (the "Securities Act") and Section 21E of the Securities Exchange Act of 1934, as amended, (the "Exchange Act"). All statements that are included in this press release other than statements of historical fact are "forward-looking" statements. Although management believes that the expectations reflecting in these forward-looking statements are reasonable, it can give no assurance that such expectations will prove to have been correct. Important factors could cause actual results to differ materially from the expectations as disclosed herein, including without limitation, in conjunction with these forward-looking statements contained in this press release.

SOURCE: CMKM Diamonds Inc.

CMKM Diamonds Inc.
Diamonds Hotline
Melvin O'Neil, 306-752-3755
Toll-free in U.S./Canada: 877-752-3755
Fax: 306-752-3754
ipr@sasktel.net

U.S. Canadian Minerals Inc. & CMKM Diamonds Inc. Announces Joint Venture
- BusinessWire

LAS VEGAS, Feb 26, 2004 (BUSINESS WIRE) -- U.S. Canadian Minerals Inc. announced today that the company has entered into a joint venture with CMKM Diamonds Inc. (Pink Sheets: CMKM). The following is an excerpt from CMKM's press release issued earlier today:

CMKM Diamonds (formerly Casavant Mining Kimberlite International) announced a negotiated Definitive Agreement for a Major Airborne Survey in the Fort a La Corne Canadian kimberlite fields. Their board of directors announced they have successfully negotiated and completed a contract with Goldak Airborne Surveys. A tri-axial magnet gradient survey will be conducted over an area of approximately 53,841 km in the Fort a la Corne and surrounding area and is scheduled to commence in approximately three weeks.

"We plan to work aggressively to make this happen for the shareholders and all the companies involved!" said Chairman Urban Casavant. "We will identify known as well as search for new potential kimberlite pipes within our claims."

"This tri-axial magnet gradient survey is the same survey conducted on Kensington Resources Ltd. KRT claims in the Fort a la Corne area producing outstanding known results," continued Casavant. See Kensington Resources Ltd. KRT Press Release 01-21-2004

Six new anomalies with magnetic character indicative of kimberlite bodies in the Fort a La Corne area were identified. Tri-axial gradient data was obtained for all of the Joint Venture land area from the airborne Goldak Tri-Max System run on 150-meter lines and on a 40-meter cell size. The anomalies are located across the length of the known kimberlite trend and in-house specialists at De Beers are modeling the size of these features. The high resolution of this survey will also permit re-definition of many of the historical kimberlite outlines.

Due to the overall cost and the magnitude of this survey area to be conducted, financing for the survey will be provided through a joint venture between CMKM Diamonds Inc. and several other Fort a La Corne claim owners whom are publicly U.S. and Canadian Exchange traded companies.

CMKM Diamonds Inc. has entered into an agreement between U.S. Canadian Minerals (UCAD) OTC:BB, which holds claims in more than 500,000 acres adjoining CMKM Diamonds Inc. claims in the Fort a la Corne area along, with Rick Walker, company president of Shane Resources (SEI.H) CDNX, Consolidated Pine Channel (KPG) CDNX, and United Carina Resources (UCA) CDNX, to share the cost on this major airborne survey. "This joint venture should prove to be mutually beneficial to all the companies involved," explained CEO and President Rendal Williams of U.S. Canadian Minerals (UCAD OTC:BB). "Working hand-in-hand with our neighboring companies in a joint effort of this size will not only save large amounts of expense for each company in exploration stage work but share common ground with technologies and experiences to bring success to all of our shareholders."

There is no guarantee, however, that the survey will identify any kimberlite or kimberlite pipes. Even if numerous kimberlite pipes are identified there is no guarantee that any such kimberlite pipes will contain any diamonds.

Safe Harbor Statement under the Private Securities Litigation Reform Act of 1995:
Statements contained in this document which are not historical fact are forward-looking statements based upon management's current expectations that are subject to risks and uncertainties that could cause actual results to differ materially from those set forth in or

implied by forward-looking statements.

SOURCE: U.S. Canadian Minerals Inc.

U.S. Canadian Minerals Inc.
R. Williams, 702-990-3672

Casavant International Mining, Inc. Announces Spin-Out
- PR Newswire

LAS VEGAS, Dec 19, 2003 /PRNewswire via COMTEX/ -- On December 19, 2003 Casavant Mining Kimberlite International (Pink Sheets: CMKM) Board of Directors announces that the feasibility of a spin out of corporate zinc deposits at George Lake, Saskatchewan, currently held in its wholly owned subsidiary Casavant International Mining, Inc. (CIM), is being undertaken with a representative of Mirador Corporation (Pink Sheets: MRDR). This is subject to due diligence which is currently being undertaken by representatives from each company: CMKM, CIM and MRDR as to the feasibility of this share exchange.

The spin-out, in principle, has been approved by CMKM as announced by CMKM on December 8, 2003. If a CIM/MRDR exchange is approved, CIM will become a wholly owned subsidiary of MRDR which will undergo a name-change, an increase in authorized share capital, and new Board of Directors. The shareholders of CIM would each receive a share in MRDR in exchange for their shares in CIM. The effective exchange date is anticipated to be January 15, 2004.

Should the CIM/MRDR exchange fail to pass due diligence then an alternative exchange will be undertaken with a different suitor to achieve the same result for the CIM shareholders.

Safe Harbor Statement under the Private Securities Litigation Reform Act of 1995: The statements, other than the statements of historical facts may be deemed to contain forward-looking statements with respect to events, the occurrence of which involves risk and uncertainties, including, without limitation, demand and competition for the company's products and services, the availability to the company of adequate financing to support its anticipated activities, the ability of the company to generate cash flow from operations and the ability of the company to manage its operations.

SOURCE Casavant Mining Kimberlite International

Exhibit C

Exhibit C



Financial Management Account
 January 31 - February 27, 2005

Page 1 of 10

File: 0000419 0000042

64780503033697000005219 309058AD01 WEB00047A
 URBAN CASAVANT JTSE
 FBO THE UAJC 2005 IRREVOCABLE
 WAD 01-18-2005
 90 RINEBROOK AVE.
 LAS VEGAS NV 89119-1242

Your Broker/Dealer is
CITIGROUP GLOBAL MKTS INC.
 Your Financial Consultant
 DANIEL HARRIS
 600 WINDFORD CTR DR
 SUITE #1000
 ALHAMBRA CA 91803
 949-777-2408
 Email: dan.harris@smithbarney.com
 www.smithbarney.com

Account number

FMA Client Services 1-800-804-9865
 Branch 800-448-3362
 1117000 Dear & Ward of Walnut 800-221-4228

Citigroup Global Markets Inc., member NYSE, NASD, and other principal exchanges. Smith Barney is a division and service mark of Citigroup Global Markets Inc. and its affiliate and is used and registered throughout the world. CITIGROUP and the Citicorp logo are trademarks and service marks of Citicorp or its affiliate and are used and registered throughout the world. Citicorp Global Markets Inc. is a member of the Smith Barney Investor Protection Corporation (SIPC).

Account value	Last period	This period	This period	This year
Cash balance	\$ 0.00	\$ 497,408.78	\$ 200,000.00	\$ 200,000.00
Money fund	0.00	0.00	0.00	0.00
Bank Deposit Program - principal	200,000.00	200,000.00	0.00	0.00
Bank Deposit Program - accrued interest	0.00	0.00	0.00	0.00
Bonds	0.00	6,163,940.00	6,163,940.00	6,163,940.00
Unsettled purchases	0.00	419,261.18	419,261.18	419,261.18
Total value (including accrued interest)	\$ 200,000.00	\$ 7,082,072.41	\$ 7,082,072.41	\$ 7,082,072.41

Unsettled purchases/sales are reflected in the "Portfolio Detail" section.

Earnings summary	This period		This year	
	YTD	Non-trade	YTD	Non-trade
Money fund earnings	\$ 192.00	\$ 0.00	\$ 192.00	\$ 0.00
Bank Deposit Program Interest	498.71	0.00	498.71	0.00
Total	\$ 690.71	\$ 0.00	\$ 690.71	\$ 0.00

Money fund earnings are reflected in the "Portfolio Detail" section.
 Bank Deposit Program Interest is reflected in the "Portfolio Detail" section.
 Client balances: \$ 887,408.78
 A free credit balance in any securities account may be paid to you on demand. Although property accounted for on our books and records, these funds may be used for our business purposes.

FVP 900



Financial Management Account
 January 31 - February 27, 2005

Page 3 of 10

Net 0000019 0000000

Account number

URBAN CASAVANT TTEE

Securities purchased or sold are indicated as indicated in the section of the trade date. This section may include securities that have not settled as of this statement closing date. Please see the "Unsettled purchases/sales" section for more information. Dividend yield is the dividend amount divided by the security's market price at the end of the statement period. We do not guarantee the accuracy of the prices reflected on this statement nor do these prices represent levels at which securities can be bought or sold. Please note unrounded quantities is being prepared for informational purposes only and should not be used for tax preparation without the assistance of your tax advisor.

Stocks

Comment	No. of shares	Price	Yield	Anticipated Income (annualized)	U.S. Dollar Market value	Comment
BROADBAND WIRELESS INTL CORP	14,000,000	1.20			\$ 1,680,000.00	In settlement of 14,000,000 Symbol: BWA
GOLDEN ARCH RES LTD	847,000	.185			154,685.00	Exchange rate: .073801 Share's listed in Canadian dollars Symbol: GARD
HOOVER AUCTIONS INC	20,000	.411			8,220.00	Exchange rate: .077801 Share's listed in Canadian dollars Symbol: HAPF
MOBILE WIRELESS SECURITY INC	1,287,000	4.28			5,498,160.00	Exchange rate: .077801 Share's listed in Canadian dollars Symbol: MWLS
MONTGOMERY METALS INC	1,800,000	.263			473,400.00	Exchange rate: .073801 Share's listed in Canadian dollars Symbol: MMTA
US CANADIAN METALS INC-NEW	307,000	1.28			392,960.00	Exchange rate: .077801 Share's listed in Canadian dollars Symbol: UMTA
UTS ENERGY CORP-CAO	1,000,000	7.444			7,444,000.00	Exchange rate: .077801 Share's listed in Canadian dollars Symbol: UTEC

Unsettled purchases/sales
 This section only displays transactions that have not settled during this statement period. The "Unsettled" section includes any securities purchased and only securities sold or sold short as of the trade date.

Trade Date	Settlement Date	Activity	Description	Quantity	Price	Amount
02/24/05	02/24/05	946	SHARE GOLD INC-CAO	-29,000	1.47	\$ 42,630.00
02/24/05	02/24/05	946	SHARE GOLD INC-CAO	-29,000	4.87	141,130.00

FVP 901



Financial Management Account
January 31 - February 27, 2005

URBAN CASAVANT TTEE Account number

Unsettled purchases/sales

Trade Date	Settlement Date	Activity	Description	Quantity	Price	Amount
02/24/05	02/01/05	Sell	US CANADIAN MINERALS INC-NEW LEAVES 5,000	-500	1.120	1,740.00
02/25/05	02/25/05	Sell	SHORE GOLD INC-CAD	-50,000	4.028	199,200.57

Investment activity

Date	Activity	Description	Quantity	Price	Amount
02/02/05	Bought	HOODS A UCTIONEERS INC -CAD	20,000	9.405	1,881.00
02/02/05	Bought	MONTGOMERY MINERALS INC LEAVES 4174	80,000	.408	-32,641.20
02/02/05	Bought	SHORE GOLD INC-CAD FULL PRICE 75	80,000	3.00	-240,000.00
02/02/05	Bought	GOLDEN ARCH RES LTD LEAVES 1,000	847,000	.20	-169,400.00
02/02/05	Bought	MONTGOMERY MINERALS INC LEAVES 5,000	417,000	.415	-173,055.00
02/02/05	Bought	MONTGOMERY MINERALS INC LEAVES 5,000	400,000	.48	-192,000.00
02/02/05	Bought	SHORE GOLD INC-CAD	80,000	3.207	-256,560.00
02/02/05	Bought	SHORE GOLD INC-CAD ORIGINAL 500 02/02/05 INC 60	100,000	3.813	-381,300.00
02/02/05	Bought	US CANADIAN MINERALS INC-NEW LEAVES 5,000	-800	1.86	1,488.00
02/02/05	Sold	US CANADIAN MINERALS INC-NEW	-3,000	1.80	5,400.00
02/02/05	Sold	US CANADIAN MINERALS INC-NEW	-1,000	1.80	1,800.00
02/02/05	Sold	US CANADIAN MINERALS INC-NEW	-1,000	1.60	1,600.00
02/14/05	Sold	US CANADIAN MINERALS INC-NEW	-4,000	1.80	7,200.00
02/14/05	Fee	LEGAL TRANSFER FEE MOBILE WIRELESS SECURITY INC			-30.00
02/14/05	Fee	LEGAL TRANSFER FEE			-30.00
02/02/05	Sold	US CANADIAN MINERALS INC-NEW	-5,000	1.80	9,000.00

FVP 902



Financial Management Account
January 31 - February 27, 2005

Page 4 of 10

PA1 0000219 0000665

URBAN CASAVANT ITTEE Account number

Investment activity	confirmed	Description	Quantity	Price	Amount
02/02/05	Buy	US CANADIAN MINERALS INC-NEW	-3,000	9.155	27,465.00
02/02/05	Buy	US CANADIAN MINERALS INC-NEW	-3,000	1.58	4,740.00
02/02/05	Buy	US CANADIAN MINERALS INC-NEW	-3,000	1.55	4,650.00
02/02/05	Buy	US CANADIAN MINERALS INC-NEW	-1,000	1.55	1,550.00
02/11/05	Buy	SHORE GOLD INC-CAD	-82,000	3.063	251,206.72
02/11/05	Buy	US CANADIAN MINERALS INC-NEW	-3,000	1.45	4,350.00
02/11/05	Buy	UTS ENERGY CORP-CAD	80,000	1.29	103,200.00
02/11/05	Buy	UTS ENERGY CORP-CAD	200,000	1.29	258,000.00
02/11/05	Buy	MOBILE WIRELESS SECURITY INC	1,000	2.38	2,380.00
02/11/05	Buy	MOBILE WIRELESS SECURITY INC	1,000	2.00	2,000.00
02/11/05	Buy	MOBILE WIRELESS SECURITY INC	1,000	2.56	2,560.00
02/11/05	Buy	MOBILE WIRELESS SECURITY INC	900	2.50	2,250.00
02/11/05	Buy	MOBILE WIRELESS SECURITY INC	800	2.60	2,080.00
02/11/05	Buy	MOBILE WIRELESS SECURITY INC	2,000	8.05	16,100.00
02/11/05	Buy	SHORE GOLD INC-CAD	-17,000	3.02	51,340.00
02/11/05	Buy	SHORE GOLD INC-CAD	-47,000	3.00	141,000.00
02/11/05	Buy	US CANADIAN MINERALS INC-NEW	-4,000	1.00	4,000.00
02/11/05	Buy	UTS ENERGY CORP-CAD	300,000	1.318	395,400.00
02/11/05	Buy	GOLDEN ARCH RES LTD	-947,000	.20	189,400.00
02/11/05	Buy	ORIGINAL IPO CORPUS INC RO	547,000	.20	109,400.00
02/11/05	Buy	ORIGINAL IPO CORPUS INC RO	547,000	.20	109,400.00
02/11/05	Buy	ORIGINAL IPO CORPUS INC RO	547,000	.20	109,400.00
02/11/05	Buy	MOODYS AUCTIONEERS INC	-2,000	.408	816.00
02/11/05	Buy	LEAVES YOU	100,000	1.148	114,800.00
02/11/05	Buy	ORIGINAL IPO CORPUS INC RO	547,000	.20	109,400.00
02/11/05	Buy	ORIGINAL IPO CORPUS INC RO	547,000	.20	109,400.00
02/11/05	Buy	ORIGINAL IPO CORPUS INC RO	547,000	.20	109,400.00

FVP 903



Financial Management Account
 January 31 - February 27, 2005

Page 6 of 10

Ref: 000013 00000000

URBAN CASAVANT TTEE Account number

Investment activity Date	Activity	Description	Quantity	Price	Amount
01/03/05	Bought	HOOBRS AUCTIONEERS INC -CAB LEAVES 04H ORIGINAL BID 02/07/05 BIC BH TRADE AS OF 02/02/05	20,000	1.405	1-4,109.00
02/14/05	Cancel buy	MOBILE WIRELESS SECURITY INC TO CIL PREVIOUS BUY FIGURED TO 5/0 02-17-05	-3,000	7.00	21,312.50
02/14/05	Bought	MOBILE WIRELESS SECURITY INC FIGURED TO 5/0 02-17-05	3,000	7.00	-21,312.50
02/03/05	Cancel buy	MORGAN MINERALS INC LEAVES 417M TO CIL PREVIOUS BUY FULL PRICE 18.4000000 FIGURED TO 5/0 02-07-05	-66,000	.408	24,241.28
02/03/05	Bought	MORGAN MINERALS INC LEAVES 417M FULL PRICE 18.4000000 FIGURED TO 5/0 02-07-05 TRADE AS OF 02/02/05	66,000	.408	-24,241.27
02/03/05	Cancel buy	MORGAN MINERALS INC ORIGINAL BID 02/03/05 BIC 99 TO CIL PREVIOUS BUY	-417,000	.438	181,661.37
02/03/05	Bought	MORGAN MINERALS INC ORIGINAL BID 02/03/05 BIC 99 TO CIL PREVIOUS BUY	417,000	.438	-177,224.00
02/03/05	Cancel buy	MORGAN MINERALS INC ORIGINAL BID 02/03/05 BIC 99 TO CIL PREVIOUS BUY	-403,000	.43	180,490.08
02/03/05	Bought	MORGAN MINERALS INC LEAVES 90200 ORIGINAL BID 02/03/05 BIC 9H TO CIL PREVIOUS BUY	403,000	.43	-174,000.00
02/03/05	Cancel sell	US CARBON MINERALS INC-NEW TO CIL PREVIOUS BUY	2,000	1.80	3,600.00
02/03/05	Bought	US CARBON MINERALS INC-NEW FIGURED TO 5/0 02-14-05 TRADE AS OF 02/02/05	-2,000	1.80	3,600.00
02/03/05	Bought	US CARBON MINERALS INC-NEW FULL PRICE 18.14721000	4,000	1.87	7,488.00

FVP 904



Page 8 of 10

Financial Management Account
January 31 - February 27, 2005

Ref: 0000218 00000537

Account number
URBAN CABAVALT TREE

Investment activity date	Account activity	Description	Quantity	Price	Amount
01/16/05	644	US CANADIAN MINERALS INC-NEW LEAVES 600	-6,000	1.48	8,880.00
02/17/05	644	US CANADIAN MINERALS INC-NEW LEAVES 400	-4,000	1.47	5,880.00
02/18/05	644	US CANADIAN MINERALS INC-NEW LEAVES 1,400	-14,000	1.40	19,600.00
02/18/05	644	US CANADIAN MINERALS INC-NEW LEAVES 1,400	-14,000	1.40	19,600.00
02/18/05	644	US CANADIAN MINERALS INC-NEW LEAVES 1,400	-14,000	1.48	20,720.00
02/26/05	744	LEGAL TRANSFER FEE			-50.00
02/22/05	644	SHORE GOLD INC-CAO	-27,000	3.57	96,390.00
02/22/05	644	SHORE GOLD INC-CAO	-28,000	3.56	99,680.00
02/22/05	644	US CANADIAN MINERALS INC-NEW LEAVES 800	-8,000	1.46	11,680.00
02/22/05	644	SHORE GOLD INC-CAO	-90,000	4.05	364,500.00
02/24/05	644	SHORE GOLD INC-CAO	-28,000	4.87	136,156.00
02/24/05	644	US CANADIAN MINERALS INC-NEW LEAVES 5,000	-5,000	1.30	6,500.00
02/24/05	644	SHORE GOLD INC-CAO	-18,000	4.07	73,260.00
Total securities bought and other subscriptions					6,344,372.86
Total securities sold and other realizations					1,988,170.00

Other security activity date	Account activity	Description	Quantity	Value
02/02/05	Receives	BROADBAND WIRELESS INTL CORP	10,000.00	1,600,000.00
02/02/05	Receives	MOBILE WIRELESS SECURITY INC	1,000,000	8,000,000.00
02/02/05	Receives	US CANADIAN MINERALS INC-NEW	414,000	724,000.00
02/02/05	Journal	MOBILE WIRELESS SECURITY INC FROM 847-5905-01 TO 847-28547-01	10,000	66,000.00
02/02/05	Receives	MOBILE WIRELESS SECURITY INC	50,000	1,350,000.00
Net total of securities deposited with us				10,008,000.00

FVP 905



Financial Management Account

January 31 - February 27, 2005

7:18:17 of 10

PLS 0000119 0000004

URBAN CASAVANT TTEE Account Number

Deposits

Date	Description	Amount
01/10/05	DEPOSIT RECEIVED AT 005A - LAS VEGAS, NV	250,000.00
01/21/05	CASHIER'S CHECK RECEIVED AT 005A - LAS VEGAS, NV	250,000.00
02/01/05	DEPOSIT RECEIVED AT 005A - LAS VEGAS, NV	750,000.00

Date	Description	Amount
02/07/05	DEPOSIT RECEIVED AT 005B - LAS VEGAS, NV	200,000.00
02/07/05	CASHIER'S CHECK RECEIVED AT 005B - LAS VEGAS, NV	460,000.00
02/25/05	DEPOSIT RECEIVED AT 005A - LAS VEGAS, NV	200,000.00
Total deposits		\$ 2,050,000.00

Withdrawals

Date	Description	Reference no.	Amount
02/02/05	FROM 887-338-47 91 TO 887-338-97 01 LOA BY HAND		80,000.00
02/26/05	CHECK 0423010097 BY LAS VEGAS, NV		75,000.00

Date	Description	Reference no.	Amount
02/23/05	FRA ANNUAL FEES OF 0 YOB		100.00

Date	Description	Amount
02/26/05	LATE PAYMENT FEE FOR 9 DAYS FROM 02/21 THRU 02/27 @ 7.25% AVERAGE BALANCE \$74876.00	1,793.38
Total withdrawals		\$ 225,493.38

Checks Written

Account number *****1017 - Citibank F38

Check no.	Date written	Date cleared	Description	Amount	Trailing code
0102	02/08/05	02/11/05	CHECK PAID	1,800,000.00	
Total checks written					\$ 1,800,000.00

Check no.	Date written	Date cleared	Description	Amount	Trailing code
0203	02/10/05	02/18/05	D ENTERTAINMENT	80,000.00	
Total checks written					\$ 210,000.00

FVP 908



Financial Management Account

January 31 - February 27, 2005

749 9 9 10

Art: 00032W 000009

URBAN CASAYANT TTEE Account number

FMA Card

Purchases

The following charges or credits took place based on your FMA Card activity.

Date	Description	Reference No.	Amount	Debit	Description	Reference No.	Amount
00000	INVA AIR 0120281744853	TAMPA FL	\$ 80.00	0000	INVA AIR 0120281744854	FL	\$ 80.00
00000	Tenair card	TAMPA FL	\$ 100.00	0000	Purchases		\$ 100.00
Paid from your account on 02/22/05							
Total FMA Card activity							
							\$ 180.00

Money fund activity

Date	Activity	Description	Dynasty money fund balance	Amount
000000	Acquisition	SB MONEY FUNDS GOVT PORT CL A	\$ 0.00	485,000.00
000000	Redemption	SB MONEY FUNDS GOVT PORT CL A		-485,000.00

All transactions are treated at \$1.00 per share.

Date	Activity	Description	Amount
000000	Redemption	SB MONEY FUNDS GOVT PORT CL A	-435,000.00
			Closing balance
			\$ 0.00

Bank Deposit Programs activity

The term DEPOSIT typically refers to client initiated transactions such as a deposit of funds that you make. The term AUTODEPOSIT typically refers to funds that may be generated from a holding that is sold in your account such as a dividend from a stock or interest from a bond. Conversely, WITHDRAWAL is the term that refers to transactions that cause funds to be withdrawn from your account such as paying one of your FMA checks that you have written.

Date	Activity	Description	Opening balance	Amount
000000	Acquisition	BANK DEPOSIT PROGRAM	\$ 200,000.00	80,000.00
000000	Acquisition	BANK DEPOSIT PROGRAM		280,000.00
000000	Withdrawal	BANK DEPOSIT PROGRAM		-440,000.00
000000	Withdrawal	BANK DEPOSIT PROGRAM		-380,000.00

Date	Activity	Description	Amount
000000	Withdrawal	BANK DEPOSIT PROGRAM	-147,000.00
000000	Acquisition	BANK DEPOSIT PROGRAM	17,000.00
000000	Withdrawal	BANK DEPOSIT PROGRAM	-17,000.00
			Closing balance
			\$ 0.00

Money fund earnings

Date	Description	Comment	Taxable	Non-taxable	Amount
000000	SB MONEY FUNDS GOVT PORT CL A	ACCUMULATED	\$ 132.00		\$ 132.00

FVP 907



Page 10 of 10

Financial Management Account

January 31 - February 27, 2005

Ref: 000018 000041

Account number

URBAN CASAVANT TTEE

Information regarding commissions and charges will be made available to you promptly upon request. Please advise us of any material change in your financial objectives or financial situation. All checks written and deposited to your account must be made payable to Smith Barney, a financial services of Citigroup Global Markets Inc. It is available for your personal inspection at its office, or a copy of it will be mailed upon your written request. If you believe your statement is not correct, you must contact us within (10) days. Commissions and interest statements cover only the interest on the Manager of the branch servicing your account (for page 1 of statement for address and phone number) or Citigroup Global Markets Inc., Attention: Compliance Department, 111 Wall Street, 11th Floor, New York, NY 10005-3300.

FVP 909

Exhibit D


Exhibit D

Clark County

90 INNISBROOK AV

\$ 3,450,000

Ref #: 405629



Bedrooms:	5	PropSubType:	Single Family Residential
Full Baths:	3	Subdivision:	EST AT SPANISH TRAIL #6
3/4 Baths:	2	Year Built:	1997 / Resale
Half Baths:	1	Garage:	4 / Attached
SqFt:	9,461	Carport:	0

ELEGANT CUSTOM ESTATE IN SPANISH TRAIL ON GOLF COURSE END OF CUL DE SAC OPEN VIEWS
NEW POLISHED LIMESTONE SPACIOUS RMS FLOWING FLOOR PLAN 2 MSTRS 1 DOWN 5 FPS 5TH BDRM
USED AS OFC B-INS T/O 2 STORY VOLUME LIV RM 3 BDRMS DN LG ISLAND KIT GRANITE HUGE MSTR
W/BALCONY HIS&HERS BATHS + W-IN CLOSETS ABSOLUTELY PERFECT HOME

20060726-0001502

RECORDING REQUESTED BY:
Fidelity National Title Agency of Nevada, Inc.
Escrow No. 06-330864-JAG
Title Order No. 00330864

31
2 COPY

Fee: \$15.00 RPTT: EX#007
N/C Fee: \$0.00

07/26/2006 09:53:07
T20060129949

Requestor:
FIDELITY NATIONAL TITLE

Frances Deane DGI
Clark County Recorder Pgs: 3

When Recorded Mail Document
and Tax Statement To:
DeShawn Wayne
9809 Camben Rose
Las Vegas, NV 89134

RPTT: 0.00
APN: 163-28-213-011

GRANT, BARGAIN, SALE DEED

THIS INDENTURE WITNESSETH: That The UAJC 2005 Irrevocable Trust

FOR A VALUABLE CONSIDERATION, receipt of which is hereby acknowledged, do(es) hereby Grant,
Bargain, Sell and Convey to, DeShawn L. Wayne, an unmarried man

all that real property situated in Clark County, State of Nevada, bounded and described as follows:

SEE EXHIBIT ONE ATTACHED HERETO AND MADE A PART HEREOF

- SUBJECT TO:
1. Taxes for the fiscal year 06-07
 2. Covenants, Conditions, Reservations, Rights, Rights of Way and Easements now of record.

Together with all and singular tenements, hereditaments and appurtenances thereunto belonging or in anywise appertaining.


DATED: JUL 14, 2006

STATE OF NEVADA
COUNTY OF Clark

DeShawn L. Wayne ? Trustee
DeShawn L. Wayne, Successor Trustee

This instrument was acknowledged before me
on July 14, 2006
by DeShawn L. Wayne, Successor Trustee.

Signature _____
Notary Public
My Commission Expires: 9/16/06



MAIL TAX STATEMENTS AS DIRECTED ABOVE

EXHIBIT "ONE"

Lot 11 in Block 1 of The Estates at Spanish Trail No. 6; as shown by map thereof on file in Book 46 of Plats, Page 48 in the Office of the County Recorder of Clark County, Nevada.

Assessor's Parcel No: 163-28-213-011

COPY

ASSESSOR'S

**STATE OF NEVADA
DECLARATION OF VALUE**

COPY

1. Assessor Parcel Number(s)
 a) 163-28-213-011
 b) _____
 c) _____
 d) _____

2. Type of Property:
 a) Vacant Land b) Single Fam. Res.
 c) Condo/Twnhse d) 2 - 4 Plex
 e) Apt. Bldg. f) Comm'l/Ind'l
 g) Agricultural h) Mobile Home
 Other _____

FOR RECORDER'S OPTIONAL USE ONLY

Document/Instrument #: _____
 Book: _____ Page: _____
 Date of Recording: _____
 Notes: Cur. of Trust

3. Total Value/Sales Price of the Property Deed in Lieu of Foreclosure Only (Value of Property) (_____)
 Transfer Tax Value: \$ 0.00
 Real Property Transfer Tax Due \$ 0.00

4. **If Exemption Claimed:**
 a. Transfer Tax Exemption per NRS 375.090, Section 7
 b. Explain Reason for Exemption: This deed is being given to transfer interest in this property from grantors trust to individual NO CONSIDERATION

5. Partial Interest: Percentage being transferred: 10%

The undersigned declares and acknowledges, under penalty of perjury, pursuant to NRS 375.060 and NRS 375.110, that the information provided is correct to the best of their information and belief, and can be supported by documentation if called upon to substantiate the information provided herein. Furthermore, the parties agree that disallowance of any claimed exemption, or other determination of additional tax due, may result in a penalty of 10% of the tax due plus interest at 1% per month. Pursuant to NRS 375.030, the Buyer and Seller shall be jointly and severally liable for any additional amount owed.

Signature: [Signature] Capacity: GRANTEE

Signature: _____ Capacity: _____
SELLER (GRANTOR) INFORMATION (REQUIRED) **BUYER (GRANTEE) INFORMATION (REQUIRED)**

Print Name: UAIL 2005 TRUST
 Address: _____
 City, State, Zip: SAME

Print Name: DeShawn Wayne
 Address: 9809 CAMBEN ROSE
 City, State, Zip: LV, NV 89134

COMPANY/PERSON REQUESTING RECORDING (required if not seller or buyer)
 Print Name: Fidelity National Title Agency of Nevada, Inc. Escrow #: 06-330864-JAG
 Address: 3711 E. Sunset Rd. #10
 City, State and Zip: Las Vegas, NV 89120

(AS A PUBLIC RECORD THIS FORM MAY BE RECORDED/MICROFILMED)

102

Statistics/Reports

Maps

Record Searches

Search

Forms


ASSESSOR

M.W. Schofield, Assessor

REAL PROPERTY PARCEL RECORD

 [Click Here for a Print Friendly Version](#)

Assessor Map	Aerial View	Building Sketch	Ownership History
---------------------	--------------------	------------------------	--------------------------

GENERAL INFORMATION	
PARCEL NO.	163-28-213-011
OWNER AND MAILING ADDRESS	WAYNE DESHAWN L 9809 CAMBEN ROSE LAS VEGAS NV 89134-0000
LOCATION ADDRESS CITY/UNINCORPORATED TOWN	90 INNISBROOK AVE SPRING VALLEY
ASSESSOR DESCRIPTION	EST AT SPANISH TRAIL #6 PLAT BOOK 46 PAGE 48 LOT 11 BLOCK 1
RECORDED DOCUMENT NO.	* 20060726:01502
RECORDED DATE	07/26/2006
VESTING	NO STATUS

*Note: Only documents from September 15, 1999 through present are available for viewing.

ASSESSMENT INFORMATION AND SUPPLEMENTAL VALUE	
TAX DISTRICT	417
APPRAISAL YEAR	2006
FISCAL YEAR	06-07
SUPPLEMENTAL IMPROVEMENT VALUE	0
SUPPLEMENTAL IMPROVEMENT ACCOUNT NUMBER	N/A


REAL PROPERTY ASSESSED VALUE		
FISCAL YEAR	2006-07	2007-08
LAND	245000	245000
IMPROVEMENTS	571907	644712
PERSONAL PROPERTY	0	0
EXEMPT	0	0
GROSS ASSESSED	816907	889712
TAXABLE VALUE LAND+IMP	2334020	2542034

[Click here for Treasurer Information regarding real property taxes.](#)

ESTIMATED LOT SIZE AND APPRAISAL INFORMATION	
ESTIMATED SIZE	0.37 Acres
ORIGINAL CONST. YEAR	1997
LAST SALE PRICE MONTH/YEAR	2500000 06/06
LAND USE	RESIDENTIAL SINGLE FAMILY
DWELLING UNITS	1

PRIMARY RESIDENTIAL STRUCTURE					
TOTAL LIVING SQ. FT.	9461	CARPORT SQ. FT.	0	ADDN/CONV	NONE
1ST FLOOR SQ. FT.	5459	STORIES	TWO STORY	POOL	YES
2ND FLOOR SQ. FT.	4002	BEDROOMS	4	SPA	YES
BASEMENT SQ. FT.	0	BATHROOMS	6 FULL 1 HALF	TYPE OF CONSTRUCTION	FRAME STUCCO
GARAGE SQ. FT.	955	FIREPLACE	4	ROOF TYPE	CONCRETE TILE

ASSESSORMAP VIEWING GUIDELINES

MAP	163282
	<p>In order to view the Assessor map you must have Adobe Reader installed on your computer system.</p> <p>If you do not have the Reader it can be downloaded from the Adobe site by clicking the following button. Once you have downloaded and installed the Reader from the Adobe site, it is not necessary to perform the download a second time to access the maps.</p> 

NOTE: THIS RECORD IS FOR ASSESSMENT USE ONLY. NO LIABILITY IS ASSUMED AS TO THE ACCURACY OF THE DATA DELINEATED HEREON.



Government Center, 500 South Grand Central Parkway, Las Vegas, Nevada 89155-1401

702-455-3882 (INFORMATION)

Exhibit E

Exhibit E

Statistics/Reports

Maps

Record Searches

Search

Forms


ASSESSOR

M.W. Schofield, Assessor

PARCEL OWNERSHIP HISTORY

Assessor Map	Aerial View	Current Ownership
--------------	-------------	-------------------

ASSESSOR DESCRIPTION

EST AT SPANISH TRAIL #6 PLAT BOOK 46 PAGE 48 LOT 11 BLOCK 1

CURRENT PARCEL NO.	CURRENT OWNER	RECORDED DOCUMENT NO.	RECORDED DATE	VESTING	TAX DISTRICT	ESTIMATED SIZE
163-28-213-011	WAYNE DESHAWN L	*20060726:01502	07/26/2006	NO STATUS	417	SUBDIVIDED LOT

PARCEL NO.	PRIOR OWNER(S)	RECORDED DOCUMENT NO.	RECORDED DATE	VESTING	TAX DISTRICT	ESTIMATED SIZE
163-28-213-011	U A J C 2005 IRREVOCABLE TRUST	*20060726:01501	07/26/2006	NO STATUS	417	SUBDIVIDED LOT
163-28-213-011	BUCKO L L C	*20060607:04919	06/07/2006	NO STATUS	417	SUBDIVIDED LOT
163-28-213-011	WAYNE SHAWN	*20060802:01216	08/02/2006	NO STATUS	417	SUBDIVIDED LOT
163-28-213-011	WAYNE SHAWN	*20060518:03910	05/18/2006	NO STATUS	417	SUBDIVIDED LOT
163-28-213-011	WAYNE DESHAWN	*20060310:00632	03/10/2006	NO STATUS	417	SUBDIVIDED LOT
163-28-213-011	BUCKO L L C	*20060119:04305	01/19/2006	NO STATUS	417	SUBDIVIDED LOT
163-28-213-011	U A J C 2005 IRREVOCABLE TRUST CASAVANT URBAN TRS	*20050622:01807	06/22/2005	NO STATUS	417	SUBDIVIDED LOT
163-28-213-011	BUCKO L L C	*20050422:03837	04/22/2005	NO STATUS	417	SUBDIVIDED LOT
163-28-213-011	U A J C 2005 IRREVOCABLE TRUST CASAVANT URBAN TRS	*20050325:04480	03/25/2005	NO STATUS	417	SUBDIVIDED LOT
163-28-213-011	P A HOLDINGS INC	*20041021:04157	10/21/2004	NO STATUS	417	SUBDIVIDED LOT
163-28-213-011	MEYERS MILTON A & PHYLLIS	*980324:01560	03/24/1998	JOINT TENANCY	417	SUBDIVIDED LOT
163-28-213-011	ROSS JIMMIE E & DELIA L 50 GOLDENBERG DINU 50	*951017:00088	10/17/1995	JOINT TENANCY/NO STATUS	417	SUBDIVIDED LOT
163-28-213-011	FILIOS GEORGE TRUST #R-501 FILIOS GEORGE & NITSA TRS	*940105:00031	01/05/1994	NO STATUS	417	SUBDIVIDED LOT
163-28-213-011	FILIOS GEORGE & NITSA	*900802:00362	08/02/1990	JOINT TENANCY	417	SUBDIVIDED LOT
430-082-011	SPANISH TRAIL	*900620:00819	06/20/1990	NO STATUS	417	SUBDIVIDED

	ASSOCIATES					LOT
430-080-020	SPANISH TRAIL ASSOCIATES	*1811:1770087	09/28/1983	NO STATUS	417	6.71 AC
430-080-017	SPANISH TRAIL ASSOCIATES	*1811:1770087	09/28/1983	NO STATUS	417	51.32 AC
430-080-016	SPANISH TRAIL ASSOCIATES	*1811:1770087	09/28/1983	NO STATUS	417	66.98 AC

*Note: Only documents from September 15, 1999 through present are available for viewing.

NOTE: THIS RECORD IS FOR ASSESSMENT USE ONLY. NO LIABILITY IS ASSUMED AS TO THE ACCURACY OF THE DATA DELINEATED HEREON.



Government Center, 500 South Grand Central Parkway, Las Vegas, Nevada 89155-1401

702-455-3882 (INFORMATION)



Exhibit F

Exhibit F

NSB NEVADA STATE BANK
LAS VEGAS, NEVADA 89125-0990

458649465

1220

DATE: _____

OFFICE _____

PURCHASED BY _____

PAY TO THE ORDER OF _____

[Handwritten Signature]
1013743

Contra Account No. _____

Issued by Integrated Payment Systems Inc., Englewood, Colorado
Imprest Bank, Los Angeles, CA

502
50,005.02

EXCHANGE FEES

TOTAL PAID

DRAWER: NEVADA STATE BANK

NON NEGOTIABLE
PURCHASER'S RECEIPT

NOTICE TO CUSTOMERS
In the event this official check is lost, stolen or destroyed, an irrevocable Declaration of Loss must be received by the bank before it will be replaced or refunded.

OFFICIAL CHECK

NSB NEVADA STATE BANK
LAS VEGAS, NEVADA 89125-0990

457627150

1220

DATE: _____

OFFICE _____

PURCHASED BY _____

PAY TO THE ORDER OF _____

[Handwritten Signature]

Contra Account No. _____

Issued by Integrated Payment Systems Inc., Englewood, Colorado
Imprest Bank, Los Angeles, CA

0.00
25,000.00

EXCHANGE FEES

TOTAL PAID

DRAWER: NEVADA STATE BANK

NON NEGOTIABLE
PURCHASER'S RECEIPT

NOTICE TO CUSTOMERS
In the event this official check is lost, stolen or destroyed, an irrevocable Declaration of Loss must be received by the bank before it will be replaced or refunded.



3355 Las Vegas Boulevard South, Las Vegas, Nevada 89109 Tel: (702) 734-1000

**THE VENETIAN RESORT HOTEL CASINO - LAS VEGAS
AGREEMENT**

**EVENT NAME: CMKM Diamonds
EVENT DATES: October 24 - November 1, 2004**

This Agreement made and entered into September 30, 2004 (the "Agreement") by and between THE VENETIAN CASINO RESORT, L.L.C., a Nevada limited liability company, the owner and operator of THE VENETIAN RESORT HOTEL CASINO - LAS VEGAS, located at 3355 Las Vegas Boulevard South, Las Vegas, Nevada (the "Hotel") and CASAVANT INTERNATIONAL MINING CORPORATION a Nevada corporation (the "Organization"). Organization and Hotel are respectively referred to herein as an individual "Party" and collectively as the "Parties."

GROUP INFORMATION

The Organization:
The Organization's Address:

**CASAVANT INTERNATIONAL MINING CORPORATION
30 Princeville Lane
Las Vegas, NV 89113**

Contact:

**Mr. Urban Casavant
President
CASAVANT INTERNATIONAL MINING CORPORATION
30 Princeville Lane
Las Vegas, NV 89113
Phone: 702-247-8580
Fax: 702-247-1307**

IT IS AGREED:

1. SUITE COMMITMENT

The Hotel hereby commits to make available and the Organization hereby commits to purchase on a per day, non-cumulative basis, suites in accordance with the following Suite Block pattern:

	Sun 10/24	Mon 10/25	Tue 10/26	Wed 10/27	Thu 10/28	Fri 10/29	Sat 10/30	Sun 10/31
Suite - Run of House	67	67	67	67	67	67	67	67
Delta - 2 Queen Beds	0	0	0	0	0	0	0	0
Rialto - 2 Queen Beds	0	0	0	0	0	0	0	0
Plaza Suite - 1 bd ste - 1 king bd	3	3	3	3	3	3	3	3
Total Suites	70	70	70	70	70	70	70	70

Organization's Initials _____
2004
Revision Date: July 7, 2004

1

September 30,

Exhibit G

Exhibit G

	A	B	C	D	E	F	G	H
1	CMKM Diamonds Inc.							
2	Silver State Bank							
3	Account Summary							
4								
5	Date	Check #	Check Amount	Wire Out	Wire In	Deposit	Balance	
6	5/11/2004					\$100.00	\$100.00	
7	5/25/2004		\$80.80				\$19.20	Charge for checks
8	5/26/2004					\$50,000.00	\$50,019.20	
9	5/27/2004					\$190,000.00	\$240,019.20	
10	5/28/2004			\$103,525.00			\$136,494.20	Speed Truck Challenge Wire
11	6/1/2004					\$80.80	\$136,575.00	Refund of check charge
12	6/3/2004			\$100,050.00			\$36,525.00	Wire bank of Montreal
13	6/4/2004	1001	\$5,000.00				\$31,525.00	Pacific Stock Transfer
14	6/4/2004	1002	\$10,000.00				\$21,525.00	Brian Dvorak
15	6/18/2004					\$100,000.00	\$121,525.00	
16	6/21/2004		\$100,000.00				\$21,525.00	cashiers check
17	6/21/2004	1003	\$10,000.00				\$11,525.00	Digital Equipment
18	6/16/2004	1004	\$3,000.00				\$8,525.00	Rendall Williams
19	7/1/2004					\$5,000.00	\$13,525.00	Refund from Pacific Transfer
20	7/21/2004					\$100,000.00	\$113,525.00	
21	7/28/2004					\$3,000,000.00	\$3,113,525.00	
22	7/28/2004	Counter	\$1,000,000.00				\$2,113,525.00	Paid to Urban
23	7/28/2004	1006	\$200,000.00				\$1,913,525.00	Mobile Wireless Security
24	7/28/2004	1010	\$500,000.00				\$1,413,525.00	Paid to US Candian Minerals
25	7/29/2004			\$200,000.00			\$1,213,525.00	Wire per Carolyn
26	7/29/2004			\$130,025.00			\$1,083,500.00	Wire to Interstate for benefit of CMKM
27	8/3/2004			\$750,050.00			\$333,450.00	Wire to Double K
28	9/1/2004					\$2,500,000.00	\$2,833,450.00	
29	9/8/2004					\$2,500,000.00	\$5,333,450.00	
30	9/14/2004					\$2,500,000.00	\$7,833,450.00	
31	9/21/2004					\$1,250,000.00	\$9,083,450.00	
32	9/21/2004					\$5,000,000.00	\$14,083,450.00	
33	9/22/2004					\$3,000,000.00	\$17,083,450.00	
34	9/13/2004			\$100,025.00			\$16,983,425.00	
35	9/16/2004			\$50,025.00			\$16,933,400.00	
36	9/16/2004			\$1,000,050.00			\$15,933,350.00	
37	9/22/2004			\$10,025.00			\$15,923,325.00	
38	9/22/2004			\$15,025.00			\$15,908,300.00	
39	9/22/2004			\$75,050.00			\$15,833,250.00	
40	9/22/2004			\$118,050.00			\$15,715,200.00	
41	9/22/2004			\$235,850.00			\$15,479,350.00	
42	9/22/2004			\$236,050.00			\$15,243,300.00	

A	B	C	D	E	F	G	H
5	Date	Check Amount	Wire Out	Wire in Deposit	Balance		
43	9/22/2004		\$600,050.00		\$14,643,250.00		
44	9/23/2004		\$371,150.86		\$14,272,099.14		
45	9/7/2004	Counter	\$10,000.00		\$14,262,099.14		
46	9/7/2004	Counter	\$100,000.00		\$14,162,099.14		
47	9/7/2004	Counter	\$500,000.00		\$13,662,099.14		
48	9/15/2004	Counter	\$500,000.00		\$13,162,099.14		
49	9/21/2004	Counter	\$23,000.00		\$13,139,099.14		
50	9/21/2004	Counter	\$3,000,000.00		\$10,139,099.14		
51	9/21/2004	Counter	\$3,000,000.00		\$7,139,099.14		
52	9/22/2004	Counter	\$20,000.00		\$7,119,099.14		
53	9/22/2004	Counter	\$3,000,000.00		\$4,119,099.14		
54	9/23/2004	Counter	\$15,000.00		\$4,104,099.14		
55	9/23/2004	Counter	\$20,460.00		\$4,083,639.14		
56	9/23/2004	Counter	\$25,000.00		\$4,058,639.14		
57	9/24/2004	Counter	\$2,000,000.00		\$2,058,639.14		
58	9/24/2004	Counter	\$25,000.00		\$2,033,639.14		
59	9/27/2004	Counter	\$1,700,000.00		\$333,639.14		
60	9/21/2004	1011	\$250,000.00		\$83,639.14		
61	9/22/2004	1012	\$58,194.26		\$25,444.88		
62	10/11/2004			\$1,250,000.00	\$1,275,444.88		wire to Mellon Bank for CMKM
63	10/12/2004		\$10,025.00		\$1,265,419.88		transfer per request
64	10/13/2004	Counter	\$25,000.00		\$1,240,419.88		
65	10/14/2004		\$3,525.00		\$2,490,419.88		wire BFR Consulting
66	10/14/2004				\$2,486,894.88		transfer per Urban
67	10/14/2004	counter	\$1,780,000.00		\$706,894.88		
68	10/15/2004			\$1,780,000.00	\$2,486,894.88		wire LM Family Limited Partnership
69	10/18/2004		\$10,025.00		\$2,476,869.88		wire to BOFA for benefit of CMKM
70	10/18/2004		\$10,025.00		\$2,466,844.88		
71	10/22/2004			\$1,250,000.00	\$3,716,844.88		
72	10/26/2004		\$10,050.00		\$3,706,794.88		wire to Candian Imperial Bk for CMKM
73	10/26/2004	counter	\$138,537.50		\$3,568,257.38		debit for 2 cashiers checks
74	10/26/2004	counter	\$200,000.00		\$3,368,257.38		transfer to Spirt of Las Vegas - <i>RAJINDA SPORA</i>
75	10/26/2004	counter	\$300,000.00		\$3,068,257.38		transfer PA Holdings
76	10/26/2004	counter	\$34,000.00		\$3,034,257.38		cash
77	10/27/2004	counter	\$500,000.00		\$2,534,257.38		transfer Victor Casavant - <i>BROTHER ZINGARIS</i>
78	10/15/2004	1008	\$500,000.00		\$2,034,257.38		US Candian Minerals
79	10/15/2004	1013	\$1,058.00		\$2,033,199.38		DMV
80	10/14/2004	1014	\$34,000.00		\$1,999,199.38		cash <i>LOANS</i>
81	10/26/2004	1015	\$55,000.00		\$1,944,199.38		Platinum Island - <i>RAJINDA</i>
82	10/26/2004	1016	\$1,020.00		\$1,943,179.38		Board Of Regents Advertising Pen <i>RAJINDA</i>
83	10/26/2004	1017	\$1,020.00		\$1,942,159.38		Board Of Regents Advertising Pen <i>RAJINDA</i>

	A	B	C	D	E	F	G	H
5	Date	Check #	Check Amount	Wire Out	Wire In	Deposit	Balance	
84	10/14/2004	1018	\$450,000.00				\$1,492,159.38	PA Holdings Inc.
85	10/28/2004					\$10,000.00	\$1,502,159.38	
86	10/31/2004	SC	\$15.00				\$1,502,144.38	bank service charge
87	10/21/2004	Counter	\$1,480,000.00				\$22,144.38	transfer funds per Urban
88	11/16/2004					\$200,000.00	\$222,144.38	
89	11/23/2004					\$100,000.00	\$322,144.38	
90	11/18/2004			\$9,346.00			\$312,798.38	
91	11/17/2004	Counter	\$200,050.00				\$112,748.38	
92	11/1/2004	1009	\$60.00				\$112,688.38	

	A	B	C	D	E	F	G
1	PA Holdings						
2	Silver State Bank						
3	Account Summary						
4							
5	Date	Check #	CK Amount	Wire Out	Deposit	Balance	
6	4/22/2004				\$100.00	\$100.00	
7	4/23/2004				\$13,000.00	\$13,100.00	
8	4/27/2004				\$100,000.00	\$113,100.00	
9	4/27/2004	992	\$5,000.00			\$108,100.00	
10	4/28/2004	993	\$75,000.00			\$33,100.00	
11	4/29/2004	994	\$2,500.00			\$30,600.00	
12	5/5/2004				\$92.05	\$30,692.05	Refund Ck Charge
13	5/7/2004				\$200,000.00	\$230,692.05	
14	5/10/2004				\$40,000.00	\$270,692.05	
15	5/12/2004				\$421,000.00	\$691,692.05	
16	5/17/2004				\$224,000.00	\$915,692.05	
17	5/17/2004				\$228,298.28	\$1,143,990.33	
18	5/18/2004				\$297,000.00	\$1,440,990.33	Wire in
19	5/18/2004				\$164,000.00	\$1,604,990.33	
20	5/25/2004				\$200,000.00	\$1,804,990.33	
21	5/26/2004				\$190,000.00	\$1,994,990.33	
22	5/4/2004		\$92.05			\$1,994,898.28	Check Chg
23	5/18/2004	SC	\$20.00			\$1,994,878.28	
24	5/19/2004		\$297,000.00			\$1,697,878.28	Return Check
25	5/19/2004		\$5.00			\$1,697,873.28	Service Chg
26	5/26/2004			\$30,050.00		\$1,667,823.28	
27	5/26/2004			\$35,050.00		\$1,632,773.28	
28	5/26/2004			\$50,050.00		\$1,582,723.28	
29	5/26/2004			\$75,050.00		\$1,507,673.28	
30	5/13/2004	Counter	\$50.00			\$1,507,623.28	
31	5/13/2004	Counter	\$175,000.00			\$1,332,623.28	
32	5/18/2004	Counter	\$10,050.00			\$1,322,573.28	
33	5/18/2004	Counter	\$20,025.00			\$1,302,548.28	
34	5/18/2004	Counter	\$24,650.00			\$1,277,898.28	
35	5/18/2004	Counter	\$25,450.00			\$1,252,448.28	
36	5/18/2004	Counter	\$30,050.00			\$1,222,398.28	
37	5/18/2004	Counter	\$40,050.00			\$1,182,348.28	
38	5/18/2004	Counter	\$50,050.00			\$1,132,298.28	
39	5/19/2004	Counter	\$75,050.00			\$1,057,248.28	
40	5/19/2004	Counter	\$75,050.00			\$982,198.28	
41	5/19/2004	Counter	\$75,050.00			\$907,148.28	
42	5/25/2004	Counter	\$11,450.00			\$895,698.28	

5	A		B		C		D	E	F	G
	Date	Check #	CK Amount	Wire Out	Deposit	Balance				
43	5/26/2004	Counter	\$10,000.00			\$885,698.28				
44	5/26/2004	Counter	\$50,000.00			\$835,698.28				
45	5/26/2004	Counter	\$70,000.00			\$765,698.28				
46	5/26/2004	Counter	\$10,000.00			\$755,698.28				
47	5/7/2004	995	\$1,550.00			\$754,148.28				
48	5/27/2004	1001	\$3,684.58			\$750,463.70				
49	5/4/2004	1002	\$5,000.00			\$745,463.70				
50	5/7/2004	1003	\$120,000.00			\$625,463.70				
51	5/19/2004	1004	\$95,000.00			\$530,463.70				
52	5/11/2004	1005	\$10,000.00			\$520,463.70				
53	5/11/2004	1006	\$75,000.00			\$445,463.70				
54	5/19/2004	1007	\$25,000.00			\$420,463.70				
55	5/11/2004	1008	\$10,000.00			\$410,463.70				
56	5/14/2004	1009	\$483.75			\$409,979.95				
57	5/10/2004	1010	\$15,157.50			\$394,822.45				
58	5/10/2004	1011	\$5,000.00			\$389,822.45				
59	5/17/2004	1012	\$8,716.00			\$381,106.45				
60	5/17/2004	1013	\$20,000.00			\$361,106.45				
61	5/17/2004	1014	\$1,265.00			\$359,841.45				
62	5/12/2004	1015	\$10,000.00			\$349,841.45				
63	5/14/2004	1018	\$12,250.00			\$337,591.45				
64	5/25/2004	1019	\$17,500.00			\$320,091.45				
65	5/16/2004	1016	\$110,000.00			\$210,091.45				
66						\$210,091.45				
67	6/16/2004				\$78,638.00	\$288,729.45	Wire from Bernard Georget			
68	6/18/2004				\$203,788.00	\$492,517.45	Wire from Vince Mazzei			
69	6/18/2004				\$350,000.00	\$842,517.45				
70	6/22/2004				\$340,000.00	\$1,182,517.45				
71	6/24/2004				\$186,000.00	\$1,368,517.45				
72	6/25/2004				\$58,000.00	\$1,426,517.45				
73	30-Jun				\$92,000.00	\$1,518,517.45				
74	6/3/2004			\$8,050.00		\$1,510,467.45	To Royal Bank			
75	6/3/2004			\$8,050.00		\$1,502,417.45	To Royal Bank			
76	6/3/2004			\$8,050.00		\$1,494,367.45	To Royal Bank			
77	6/3/2004			\$8,050.00		\$1,486,317.45	To Royal Bank			
78	6/16/2004	SC	\$20.00			\$1,486,297.45	Service Chg			
79	6/21/2004	SC	\$50.00			\$1,486,247.45	Service Chg			
80	6/21/2004			\$194,000.00		\$1,292,247.45	50K to Connie Cohen 144k to speed truck challenge			
81	6/1/2004	Counter	\$25,000.00			\$1,267,247.45	Bob & Betty Ann Golden			
82	6/1/2004	Counter	\$75,000.00			\$1,192,247.45	Silver State Bank			
83	6/3/2004	Counter	\$9,500.00			\$1,182,747.45	For Cashiers Check			

5	A		B	C		D	E		F		G
	Date	Check #		CK Amount	Wire Out		Deposit	Balance			
84	6/18/2004	Counter	\$30,000.00					\$1,152,747.45	Cash		
85	6/18/2004	Counter	\$240,000.00					\$912,747.45	Transfer to Urban Carolyn CMKM & CMKX		
86	6/22/2004	Counter	\$6,000.00					\$906,747.45	Silver State		
87	6/22/2004	Counter	\$45,830.59					\$860,916.86	Debit incorrect acct incorrect acct cashies check		
88	6/22/2004	Counter	\$10,000.00					\$850,916.86	Cash		
89	6/24/2004	Counter	\$135,025.00					\$715,891.86	Wire to Jeff Arend		
90	6/25/2004	Counter	\$50,000.00					\$665,891.86	Cashiers Check		
91	6/28/2004	Counter	\$20,000.00					\$645,891.86	Silver State		
92	6/29/2004	Counter	\$300,000.00					\$345,891.86	transfer to CMKXEXTREM		
93	6/29/2004	Counter	\$20,000.00					\$325,891.86	Cash		
94	6/29/2004	Counter	\$20,000.00					\$305,891.86	Silver State		
95	6/3/2004	1022	\$9,800.00					\$296,091.86	Carolyn Casavant		
96	6/3/2004	1023	\$9,000.00					\$287,091.86	Silver State		
97	6/3/2004	1024	\$9,000.00					\$278,091.86	Silver State		
98	6/4/2004	1025	\$3,000.00					\$275,091.86	Rendall Williams		
99	6/21/2004	1026	\$5,000.00					\$270,091.86	Andy Petyshen		
100	6/7/2004	1027	\$3,000.00					\$267,091.86	Brian Devorak		
101	6/8/2004	1028	\$5,000.00					\$262,091.86	Rendall Williams		
102	6/8/2004	1029	\$7,613.08					\$254,478.78	Gamblers General Store		
103	6/18/2004	1030	\$2,500.00					\$251,978.78	David Desormeau		
104	6/15/2004	1031	\$7,810.00					\$244,168.78	Gamblers General Store		
105	6/17/2004	1032	\$30,000.00					\$214,168.78	Silver State		
106	6/17/2004	1033	\$30,000.00					\$184,168.78	Silver State		
107	6/24/2004	1036	\$10,000.00					\$174,168.78	Robert Golden		
108	6/23/2004	1037	\$7,694.68					\$166,474.10	Gamblers General Store		
109	6/25/2004	1038	\$5,000.00					\$161,474.10	David Desormeau		
110	6/24/2004	1039	\$15,000.00					\$146,474.10	Brian Devorak		
111	6/24/2004	1040	\$2,500.00					\$143,974.10	Rendall Williams		
112	7/2/2004						\$35,000.00	\$178,974.10			
113	7/8/2004						\$96,000.00	\$274,974.10			
114	7/9/2004						\$47,000.00	\$321,974.10			
115	7/9/2004						\$470,000.00	\$791,974.10			
116	7/15/2004						\$250,000.00	\$1,041,974.10			
117	7/21/2004						\$500,000.00	\$1,541,974.10			
118	7/26/2004						\$125,000.00	\$1,666,974.10			
119	7/26/2004						\$1,000,000.00	\$2,666,974.10			
120	7/28/2004						\$2,300,000.00	\$4,966,974.10	wire from First Colony Merchant		
121	7/29/2004						\$60.00	\$4,967,034.10	reverse service chg		
122	7/29/2004						\$70.00	\$4,967,104.10	reverse service chg		
123	7/29/2004						\$200,000.00	\$5,167,104.10			
124	7/2/2004	Counter	\$38,000.00					\$5,129,104.10	Cash		

5	A		B		C		D	E		F		G
	Date	Check #	CK Amount	Wire Out	Deposit	Balance						
125	7/2/2004	Counter	\$10,000.00			\$5,119,104.10	Cash					
126	7/2/2004	Counter	\$10,000.00			\$5,109,104.10	Cash					
127	7/7/2004	Counter	\$30,000.00			\$5,079,104.10	Silver State					
128	7/9/2004	Counter	\$20,000.00			\$5,059,104.10	Cash					
129	7/9/2004	Counter	\$17,000.00			\$5,042,104.10	David Desormeau					
130	7/12/2004	Counter	\$30,000.00			\$5,012,104.10	Cash					
131	7/15/2004	Counter	\$500,000.00			\$4,512,104.10	PO 75003090					<i>CMKXTREAM</i>
132	7/15/2004	Counter	\$20,000.00			\$4,492,104.10	Cash					
133	7/20/2004	Counter	\$20,000.00			\$4,472,104.10	Cash					
134	7/22/2004	Counter	\$25,025.00			\$4,447,079.10	wire for Connie Cohen					
135	7/27/2004	Counter	\$87,125.00			\$4,359,954.10	Wrong account charged 7/26					
136	7/27/2004	Counter	\$200,000.00			\$4,159,954.10	Silver State					
137	7/27/2004	Counter	\$30,000.00			\$4,129,954.10	Cash					
138	7/28/2004	Counter	\$75,050.00			\$4,054,904.10	International wire benefit PA Holdings					
139	7/30/2004	Counter	\$60.00			\$4,054,844.10	Service Chg					
140	7/28/2004	SC	\$10.00			\$4,054,834.10	Service Chg					
141	7/2/2004	1034	\$3,942.62			\$4,050,891.48	Bill Waiters					
142	7/8/2004	1035	\$804.46			\$4,050,087.02	Magical Markers					
143	7/6/2004	1041	\$600.00			\$4,049,487.02	STMA					
144	7/6/2004	1042	\$5,507.80			\$4,043,979.22	Southern Nevada Printing					
145	7/1/2004	1043	\$2,000.00			\$4,041,979.22	Rendall Williams					
146	7/19/2004	1044	\$4,343.00			\$4,037,636.22	Brian Devorak					
147	7/21/2004	1045	\$7,700.00			\$4,029,936.22	Gambler's General Store					
148	7/1/2004	1046	\$75,000.00			\$3,954,936.22	Bob & Betty Ann Golden					
149	7/15/2004	1047	\$7,608.04			\$3,947,328.18	Gambler's General Store					
150	7/19/2004	1049	\$804.00			\$3,946,524.18	D Berry Packing					
151	7/15/2004	1050	\$300.00			\$3,946,224.18	Brian Devorak					
152	7/21/2004	1052	\$5,000.00			\$3,941,224.18	UBS					
153	7/22/2004	1054	\$5,000.00			\$3,936,224.18	Digital Earth Media					
154	7/21/2004	1055	\$1,157.50			\$3,935,066.68	1st Gobl Stock Transfer					
155	7/21/2004	1056	\$1,494.25			\$3,933,572.43	Daberry Packaging					
156	7/27/2004	1057	\$230.00			\$3,933,342.43	Secretary OF State					
157	7/21/2004	1062	\$5,000.00			\$3,928,342.43	David Desormeau					
158	7/27/2004	1063	\$133,328.00			\$3,795,014.43	????					
159	7/21/2004	1064	\$100,000.00			\$3,695,014.43	CMKM Diamonds					
160	7/21/2004	1065	\$250,000.00			\$3,445,014.43	CMKXTREAM					
161	7/21/2004	1066	\$25,000.00			\$3,420,014.43	Urban Casavant					
162	7/28/2004	1067	\$8,627.34			\$3,411,387.09	Clark County Treasurer					
163	7/28/2004	1068	\$280,000.00			\$3,131,387.09	GO Fast Nevada					
164	7/26/2004	1069	\$12,300.00			\$3,119,087.09	Bob & Betty Ann Golden					
165	7/28/2004	1070	\$2,000.00			\$3,117,087.09	Cingular Telephone					

A	B	C	D	E	F	G
Date	Check #	CK Amount	Wire Out	Deposit	Balance	
5						
166	7/27/2004	1071	\$730.00		\$3,116,357.09	Keith Mitchel
167	7/27/2004	1072	\$2,500.00		\$3,113,857.09	Krista Friedman
168	7/27/2004	1073	\$25,000.00		\$3,088,857.09	Mike Meyers
169	7/28/2004	1074	\$3,000,000.00		\$88,857.09	US Candian Minerals
170		SC	\$60.00		\$88,797.09	Service Chg
171	8/5/2004			\$750,000.00	\$838,797.09	
172	8/6/2004			\$750,000.00	\$1,588,797.09	
173	8/9/2004			\$750,000.00	\$2,338,797.09	
174	8/11/2004			\$750,000.00	\$3,088,797.09	
175	8/11/2004			\$750,000.00	\$3,838,797.09	
176	8/12/2004			\$750,000.00	\$4,588,797.09	
177	8/19/2004			\$750,000.00	\$5,338,797.09	
178	8/20/2004			\$750,000.00	\$6,088,797.09	
179	8/23/2004			\$750,000.00	\$6,838,797.09	
180	8/25/2004			\$750,000.00	\$7,588,797.09	
181	8/19/2004		\$10,050.00		\$7,578,747.09	Royal Bank for PA Holdings
182	8/19/2004		\$20,050.00		\$7,558,697.09	Royal Bank for PA Holdings
183	8/19/2004		\$31,050.00		\$7,527,647.09	wire bank of montreal for PA Holdings
184	8/19/2004		\$70,050.00		\$7,457,597.09	Royal Bank for PA Holdings
185	8/19/2004		\$100,050.00		\$7,357,547.09	Bank Of Montreal PA Holdings
186	8/26/2004		\$20,025.00		\$7,337,522.09	Valley Bank PA Holdings
187	8/26/2004		\$150,025.00		\$7,187,497.09	Wells Fargo Bank for PA Holdings
188	8/26/2004		\$155,050.00		\$7,032,447.09	Royal Bank for PA Holdings
189	8/26/2004		\$600,050.00		\$6,432,397.09	Bank Of Montreal PA Holdings
190	8/30/2004		\$400,050.00		\$6,032,347.09	Bank Of Montreal PA Holdings
191	8/30/2004		\$600,050.00		\$5,432,297.09	Bank Of Montreal PA Holdings
192	8/18/2004	Counter	\$20,000.00		\$5,412,297.09	David Desormeau
193	8/18/2004	Counter	\$20,000.00		\$5,392,297.09	Brian Devorak
194	8/30/2004	Counter	\$300,000.00		\$5,092,297.09	transfer to Carolyn Casavant
195	8/31/2004	Counter	\$30,000.00		\$5,062,297.09	CMKXTREAM
196	8/2/2004	1048	\$8,357.00		\$5,053,940.09	Fast Eddie Raceware
197	8/5/2004	1075	\$30,000.00		\$5,023,940.09	Cash
198	9/1/2004			\$600,000.00	\$5,623,940.09	
199	9/22/2004			\$3,000,000.00	\$8,623,940.09	
200	9/27/2004			\$500,000.00	\$9,123,940.09	
201	9/27/2004			\$1,090,000.00	\$10,213,940.09	
202	9/27/2004			\$1,700,000.00	\$11,913,940.09	
203	9/2/2004		\$600,000.00		\$11,313,940.09	Bank Of Montreal PA Holdings
204	9/27/2004		\$3,310,025.00		\$8,003,915.09	Wells Fargo for Fidelity Title
205	9/7/2004	Counter	\$3,000,000.00		\$5,003,915.09	Transfer Candian Minerals
206	9/17/2004	Counter	\$1,000,000.00		\$4,003,915.09	Transfer CMKM Diamonds

	A	B	C	D	E	F	G
	Date	Check #	CK Amount	Wire Out	Deposit	Balance	
5							
207	9/21/2004	Counter	\$1,000,000.00			\$3,003,915.09	Transfer CMKXTREAM
208	9/22/2004	1076	\$3,000,000.00			\$3,915.09	US Candian Minerals
209	10/14/2004				\$450,000.00	\$453,915.09	
210	10/26/2004				\$300,000.00	\$753,915.09	
211	10/21/2004	Counter	\$20,000.00			\$733,915.09	Transfer
212	10/28/2004	Counter	\$20,000.00			\$713,915.09	Transfer CMKXTREAM
213	10/28/2004	Counter	\$30,000.00			\$683,915.09	Transfer to Victor Casavant
214	10/28/2004	Counter	\$100,000.00			\$583,915.09	CC #46511
215	10/14/2004	1078	\$250,000.00			\$333,915.09	Vincent Carrano
216	10/14/2004	1079	\$163,105.00			\$170,810.09	Triad Holdings

	A	B	C	D	E	F	G
1	Spirit of Las Vegas						
2	Silver State Bank						
3	Account Summary						
4							
5	Date	Check #	CK Amount	Wire Out	Deposit	Balance	
6	6/17/2004				\$200.00	\$200.00	
7	7/31/2004	SC	\$15.00			\$185.00	
8	8/2/2004				\$750,000.00	\$750,185.00	
9	8/2/2004				\$750,000.00	\$1,500,185.00	
10	8/6/2004	1001	\$5,000.00			\$1,495,185.00	
11	8/9/2004	1002	\$300,000.00			\$1,195,185.00	
12	9/2/2004			\$100,025.00		\$1,095,160.00	wire to Wesley Casavant
13	9/27/2004	Counter	\$1,090,000.00			\$5,160.00	Transfer to PA Holdings
14	10/1/2004				\$200,000.00	\$205,160.00	
15	10/4/2004				\$100,000.00	\$305,160.00	
16	10/26/2004				\$200,000.00	\$505,160.00	
17	10/5/2004	Counter	\$102,000.00			\$403,160.00	Silver State
18	10/28/2004	Counter	\$100,000.00			\$303,160.00	Cashiers Check 46510

Exhibit H

Exhibit H

BUSINESS WORKS INC

1803 MOWERAY COURT
HENDERSON, NEVADA 89074
PHONE: (702) 433-1374
FAX: (702) 368-7995
EMAIL: DDESORMEAU@AOL.COM

April 5, 2004

Urban Casavant
Casavant Mining & Kimberlite International
CMKM Diamonds Inc.
30 Princeville Lane
Las Vegas, Nevada 89013

Dear Urban,

It's finally time for me to receive all of the money that is due to me for my work these past three years. I enjoy working with you but, as in all business relationships, there is a time to pay up and square away the debt. About a year ago I wrote you a letter requesting payment and due to your assurance this would be taken care of I, did not pursue the collection process.

In case you need a memory jogger, the money is due for time spent working on forming corporations, paying the Secretary Of State fees for the past three years, and travel and meals for you and associates that were charged to my credit card. At your request a number of friends and relatives received free tax returns and financial planning that would normally have been billed at a substantial fee. My fee was always to be taken care of by you, however never happened. As a result of the stock not performing as anticipated I have lost several clients that believe I gave them bad advice.

Bottom line is that all of the real estate transactions are completed and everything you have requested of me is done. I have lived up to my part of the deal. Your part is to pay the \$1,500,000.00 that is due me. I know if we make another payment plan it just won't happen. So, I am willing to take 15 billion shares of CMKM in exchange for the fees due my company. I will not wait a week or a month. This must happen **NOW**.

Take this seriously. I am the one who has been through everything with you from the beginning. It is time to pay your debt. If I do not have the stock in hand by Friday, May 7, 2004 I will go after every legal option available. If you think the shareholders have been upset in the past, what do you think it will be like if they see the former CFO filing suit for nonpayment?

Urban, I like you as a person but, time is up. I hope you can meet my terms.

Sincerely,



David J. DeSormeau

Exhibit I

Exhibit I



INTERNATIONAL FUNDS TRANSFER ORDER

Beneficiary Bank: CIBC/CATT
 ADA#/SWIFT#/Other: _____
 Bank Name: C.I.B.C. BANK
 Address: 102 MAIN STREET
 City, State: ESTON, SASK.
 Zip: _____

Amount: \$ 371,100.86
 Currency: _____
 Exchange Rate: _____

Beneficiary Client:
 Beneficiary Account Number: 7101414
 Account Name: OWENS & SWEITZER
 Address: GMC ESTON SASKATWAN
 City, State: VINCE MAZZE
 Zip: KYLE (306) AREA

8 DIESEL
 TRUCKS
 TITLES IN
 CAN.

Originator to Beneficiary Information:
CMKM DIAMONDS
URBAN CASAVANT
30 PRINCEVILLE LN

Bank To Bank Information:
TRANSIT # 00128
BANK NO. # 010

(In person at a Bank office/dept.) I have received a copy of the Master-Funds Transfer Agreement and accept and agree to the terms and conditions it contains.

Client's Signature: [Signature] Date: 9-22-04
 Telephone: 707/247-9880 Identification: KNOWN / CUST / SIG CARD



Date: 9-22-04
 OFAC Checked: CLEAR
 Approver's Name: [Signature]
 Approver's Signature: [Signature]

DR: Customer Account 0015003066
 CR: Zions Bank 98120100

Exhibit J

Exhibit J

File: 04B-571

Name: CMKM Diamonds Inc. Corp.

DATE	MEMO	DEBIT	CREDIT	BALANCE
12/24/04	Pd to Ron Casavant		\$ 25,000.00	\$ 394,420.86
01/03/05	Pd to BK re account		\$ 2,659.47	\$ 392,761.39
01/07/05	Pd to Denise Casavant		\$ 3,600.00	\$ 389,161.39
01/07/05	Pd to Hughes Agencies		\$ 3,336.00	\$ 385,824.39
01/12/05	Pd to BK re account		\$ 252.59	\$ 385,572.80
01/13/05	Received in Trust	\$599,921.77		\$ 985,494.57
01/13/05	Transfer to file 04b-246		\$ 594,201.10	\$ 391,293.47
01/13/05	Transfer to file 04b-246		\$ 6,434.51	\$ 384,858.96
01/17/05	Pd to CIBC Visa		\$ 50,000.00	\$ 334,858.96
01/17/05	Transfer to file 04b-246		\$ 7,315.80	\$ 327,543.16
01/19/05	Received in Trust	\$721,564.93		\$1,049,108.09
01/20/05	Pd to BK re Account		\$ 608.15	\$1,048,499.94
01/20/05	Pd to Bk re Account		\$ 2,887.64	\$1,045,612.30
01/31/05	Pd to UAJC 2005 Trust		\$ 932,180.00	\$ 113,432.30
02/01/05	Pd to Melvin O'Neil ADMIN		\$ 5,000.00	\$ 108,432.30
02/01/05	Pd to Grant Hodgins		\$ 50,000.00	\$ 58,432.30
02/01/05	Pd to CIBC Visa		\$ 40,000.00	\$ 18,432.30
02/02/05	Pd to Barb Wasend		\$ 15,000.00	\$ 3,432.30
02/02/05	Pd to Steven Bubalo		\$ 2,000.00	\$ 1,432.30
02/02/05	Pd to BK re Account		\$ 726.44	\$ 705.86
03/04/05	Pd to BK re Account		\$ 705.86	\$ N I L

Exhibit K

Exhibit K

A HOLDINGS INC
O BOX 230656
AS VEGAS NV 89123

Date 9/30/04 Page 1
Account Number 75003007
Enclosures 6

COME VISIT OUR NEW BRANCH LOCATED AT 9415 W. FLAMINGO RD.

---- CHECKING ACCOUNTS ----

IMPLE BUSINESS DDA		Image Statement	6
Account Number	75003007	Statement Dates	9/01/04 thru 9/30/04
Previous Balance	5,023,940.09	Days in the statement period	30
5 Deposits/Credits	6,890,000.00	Average Ledger	1,841,270
6 Checks/Debits	11,910,025.00	Average Collected	1,841,270
Service Charge	.00		
Interest Paid	.00		
Ending Balance	3,915.09		

A HOLDINGS INC
O BOX 230656
AS VEGAS NV 89123

Date 8/31/04 Page 1
Account Number 75003007
Enclosures 17

COME VISIT OUR NEW BRANCH LOCATED AT 9415 W. FLAMINGO RD.

---- CHECKING ACCOUNTS ----

IMPLE BUSINESS DDA		Image Statement	17
Account Number	75003007	Statement Dates	8/02/04 thru 8/31/04
Previous Balance	88,797.09	Days in the statement period	30
10 Deposits/Credits	7,500,000.00	Average Ledger	4,136,861
17 Checks/Debits	2,564,857.00	Average Collected	3,386,861
Service Charge	.00		
Interest Paid	.00		
Ending Balance	5,023,940.09		

Date	Description	Amount
8/05	DEPOSIT	750,000.00
8/06	DEPOSIT	750,000.00
8/09	DEPOSIT	750,000.00
8/11	DEPOSIT	750,000.00
8/11	DEPOSIT	750,000.00
8/12	DEPOSIT	750,000.00
8/19	DEPOSIT	750,000.00
8/20	DEPOSIT	750,000.00
8/23	DEPOSIT	750,000.00
8/25	DEPOSIT	750,000.00

Exhibit L

Exhibit L

WILLIAM CASAVANT TITE FIDU
THE OALC 2006 UNIVERSITY TITEL
90 IMPERIAL AVENUE,
LAS VEGAS, NV 89113

1006

DATE 02-24-08

65-7264712

Pay to the Order of First American Title

\$ 1,000,000.

Dollars 1 0000

One Million Dollars and 00/100

SMITH BARNLEY
FIDUCIARY ACCOUNT
800.333.9888
Citibank, P.S.R. Englewood Cliffs, NJ

[Handwritten Signature]

For James Vegas Repayments

1002437265502 107101.10 1006

Exhibit M

Exhibit M

Page 37

1 Q. How was the LLC going to come up with
2 this money to purchase the property?
3 A. From the managing members.
4 Q. And who were the managing members at
5 this time?
6 A. Myself and Mr. Casavant.
7 Q. How much money did you have at this time
8 to put forth towards this transaction?
9 A. My trust probably had about a million
10 dollars to put forth.
11 Q. I assume it was a million dollars in
12 cash in your trust.
13 A. Yeah, roughly. Mr. Casavant had a
14 million as well.
15 MR. MCCREA: I can't answer for you.
16 THE WITNESS: He had a million as well,
17 and he had probably 8 million cash in the trust.
18 BY MR. PASTWICK:
19 Q. So he had a million dollars --
20 Mr. Casavant had a million dollars cash on hand and
21 \$8 million in a trust.
22 A. He had approximately -- he had a lot
23 more than that in his trust, but at that particular
24 account where that check came from, there was about
25 \$8 million there.

Page 38

1 Q. So did both of you, taking into
2 consideration your trust, have \$12,831,000?
3 A. All assets in the trust included, yes.
4 But that wasn't the intent. The intent was to
5 finance a portion of it, of which I was qualified
6 and approved to do so.
7 Q. Who had preapproved you for this
8 transaction?
9 A. Silver State bank. Silver State
10 mortgage.
11 Q. Silver State mortgage?
12 A. And one other mortgage company. I don't
13 recall the exact name. I think it's Pro Advantage.
14 Pro Advantage mortgage.
15 Q. And how much did each of them preapprove
16 you for?
17 A. I don't recall exactly. Somewhere in
18 the neighborhood of -- somewhere in the neighborhood
19 of 10 million.
20 Q. Collectively? Did Silver State mortgage
21 and Pro Advantage mortgage collectively preapprove
22 you for \$10 million?
23 A. Yes.
24 Q. Do you know how much each of them
25 individually had preapproved you for?

Page 39

1 A. Let me reanswer the question. They were
2 separate approvals. They weren't working together
3 for the same approval. Each one of them had
4 approved us for \$10 million.
5 Q. At this time, I'm going to request that
6 if you have any documentation relating to the
7 preapproval, that you produce them through your
8 lawyer. Your lawyer will do that proper paperwork.
9 A. Okay.
10 Q. Were you preapproved or was any
11 correlation -- were you and Mr. Casavant --
12 A. The way the loan was structured, the LLC
13 was approved, and I was the personal -- me and my
14 trust were the personal guarantors in the event that
15 the LLC defaulted with the bank or the mortgage
16 company.
17 Q. So loans were going to be provided to
18 the LLC.
19 A. Yes, but the guarantors, the underlying
20 approved -- the person they look at for the
21 approval -- 'cause the LLC was a new entity.
22 Q. So you have \$1 million, and your partner
23 has \$9 million. Why would you be the personal
24 guarantee as opposed to your partner, Mr. Casavant?
25 A. 'Cause I'm a US citizen with the ability

Page 40

1 to finance things. He's a Canadian.
2 Q. And that citizenship made the
3 difference?
4 A. Yes.
5 Q. And what is your current relationship
6 with your -- Mr. Casavant?
7 MR. MCCREA: Mr. Casavant.
8 BY MR. PASTWICK:
9 Q. I apologize, Casavant.
10 A. It's a good relationship.
11 Q. Do you still have working business
12 relationships with him?
13 A. I'm his independent trustee for his
14 family's trust.
15 Q. So it's safe to say that you're still on
16 speaking terms with him?
17 A. Yes.
18 Q. Did you ever request a commission from
19 Mr. Smith for finding --
20 A. No.
21 Q. You never requested any additional money
22 on the side for helping --
23 A. No.
24 Q. -- this transaction go forward?
25 A. Why would I? I own a piece of the deal.

10 (Pages 37 to 40)

Exhibit N

Exhibit N

Conversion Services, Int.

137

Date _____

Pay To **Conversion Services INT**

For _____

TOTAL _____

THIS CHECK **500,000.**

OTHER TRANS +/- _____

BALANCE _____

TAX DEDUCTIBLE EXPENSE CODE

DEPOSITS

212

Date _____

Pay To **Conversion Services**

For _____

TOTAL _____

THIS CHECK **50,000**

OTHER TRANS +/- _____

BALANCE _____

TAX DEDUCTIBLE EXPENSE CODE

DEPOSITS

138

Date _____

Pay To **Conversion Services INT**

For _____

TOTAL _____

THIS CHECK **50,000.**

OTHER TRANS +/- _____

BALANCE _____

TAX DEDUCTIBLE EXPENSE CODE

DEPOSITS

136

Date _____

Pay To **Conversion Services INT**

For _____

TOTAL _____

THIS CHECK **500,000.**

OTHER TRANS +/- _____

BALANCE _____

TAX DEDUCTIBLE EXPENSE CODE

DEPOSITS

139

Date _____

Pay To **Conversion Services INT.**

For _____

TOTAL _____

THIS CHECK **500,000**

OTHER TRANS +/- _____

BALANCE _____

TAX DEDUCTIBLE EXPENSE CODE

DEPOSITS

Exhibit O

Exhibit O

Exhibit P

Exhibit P

List source of deposits and information about expenditures on back of preceding stubs.

113

Date

Pay To

For

*Ms Swear
Golden Arch*

DEPOSITS

TOTAL

THIS CHECK

OTHER TRANS +/-

TAX DEDUCTIBLE

EXPENSE CODE

BALANCE

Balance Brought Forward

Golden Arch Resources

List source of deposits and information about expenditures on back of preceding stubs.

114

Date

Pay To

For

*Ms Swear
Golden Arch*

DEPOSITS

TOTAL

THIS CHECK

OTHER TRANS +/-

TAX DEDUCTIBLE

EXPENSE CODE

BALANCE

Balance Brought Forward

List source of deposits and information about expenditures on back of preceding stubs.

115

Date

Pay To

For

*Ms Swear
Golden Arch*

DEPOSITS

TOTAL

THIS CHECK

OTHER TRANS +/-

TAX DEDUCTIBLE

EXPENSE CODE

BALANCE

Balance Brought Forward

List source of deposits and information about expenditures on back of preceding stubs.

112

Date

Pay To

For

Golden Arch

134,992.11

DEPOSITS

TOTAL

THIS CHECK

OTHER TRANS +/-

TAX DEDUCTIBLE

EXPENSE CODE

BALANCE

Balance Brought Forward